PYQSide PYQSide.com — free PYQs with solutions Powered by PrepBlink

NEET STRUCTURAL ORGANISATION IN ANIMALS — PYQS

Max. Marks: 364 **Questions:** 91

Section A (MCQ) — 91 questions

Q.1 Choose the correct statements regarding frog's anatomy:
Choose the correct answer from the options given below:
A. Hepatic portal system is the special venous connection between liver and intestine.
B. There are twelve pairs of cranial nerves arising from the brain.
C. The ureters and oviducts open separately into the cloaca in female frogs.
D. Hind-brain consists of cerebellum, medulla oblongata and optic lobes.
E. Sinus venosus joins the right atrium of heart.
[NEET (UG) 2026]
(1) B and D only (2) A, B and C only
(3) B and C only (4) A, C and E only

Scan or tap for the full solution

Q.2 Male frogs can be distinguished from female frogs due to the presence of:
A. Bulging eyes
B. Vocal sacs
C. Webbed digits in feet
D. Copulatory pad on first digit of fore limbs
E. Olive green-coloured skin with dark irregular spots
Choose the correct answer from the options given below: [NEET (UG) 2026]
(1) A and B only (2) C and E only
(3) B and D only (4) B and C only

Scan or tap for the full solution

Q.3 In water, frogs respire using _____.
[RE-NEET (UG) 2026]
(1) trachea (2) skin
(3) buccal cavity (4) lungs

Solution

Q.4 In frogs, the number of pairs of cranial nerves arising from the brain are _____.
[RE-NEET (UG) 2026]
(1) 12 (2) 6 (3) 9 (4) 10

Scan or tap for the full solution

Q.5 In frog, the Renal portal system is a special venous connection that acts to link: [NEET (UG) 2025]
(1) Kidney and intestine
(2) Kidney and lower part of body
(3) Liver and intestine
(4) Liver and kidney

Solution

Q.6 Frogs respire in water by skin and buccal cavity and on land by skin, buccal cavity and lungs.
Choose the correct answer from the following : [NEET (UG) 2025]
(1) The statement is false for water but true for land
(2) The statement is false for both the environments
(3) The statement is true for water but false for land
(4) The statement is true for both the environments

Scan or tap for the full solution

Q.7 What is the name of the blood vessel that carries deoxygenated blood from the body to the heart in a frog? [NEET (UG) 2025]
(1) Pulmonary vein (2) Vena cava
(3) Aorta (4) Pulmonary artery

Scan or tap for the full solution

Q.8 Which of the following statements is correct about location of the male frog copulatory pad?
[NEET (UG) 2025]
(1) Second digit of fore limb
(2) First digit of the fore limb
(3) First and Second digit of fore limb
(4) First digit of hind limb

Scan or tap for the full solution

Q.9 In both sexes of cockroach, a pair of jointed filamentous structures called anal cerci are present on [NEET (UG) 2024]
(1) 5th segment (2) 10th segment
(3) 8th and 9th segment (4) 11th segment

Scan or tap for the full solution

Q.10 Three types of muscles are given as a, b and c. Identify the correct matching pair along with their location in human body:

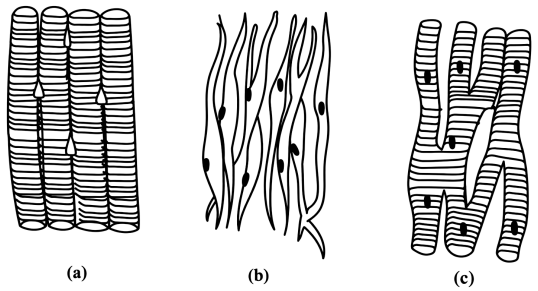

Name of muscle/location [NEET (UG) 2024]

(1) (a) Smooth - Toes (b) Skeletal - Legs (c) Cardiac - Heart

(2) (a) Skeletal - Triceps (b) Smooth - Stomach (c) Cardiac - Heart

(3) (a) Skeletal - Biceps (b) Involuntary - Intestine (c) Smooth - Heart

(4) (a) Involuntary - Nose tip (b) Skeletal - Bone (c) Cardiac - Heart

Scan or tap for the full solution

Q.11 Match **List I** with **List II** related to digestive system of cockroach.

List - I		List - II	
A.	The structures used for storing of food	I.	Gizzard
B.	Ring of 6-8 blind tubules at junction of foregut and midgut.	II.	Gastric Caeca
C.	Ring of 100-150 yellow coloured thin filaments at junction of midgut and hindgut.	III.	Malpighian tubules
D.	The structures used for grinding the food.	IV.	Crop

Choose the correct answer from the options given below: [NEET (UG) 2024]

(1) A-IV, B-II, C-III, D-I

(2) A-I, B-II, C-III, D-IV

(3) A-IV, B-III, C-II, D-I

(4) A-III, B-II, C-IV, D-I

Solution

Q.12 Match **List I** with **List II**:

List - I		List - II	
A.	Unicellular glandular epithelium	I.	Salivary glands
B.	Compound epithelium	II.	Pancreas
C.	Multicellular glandular epithelium	III.	Goblet cells of alimentary canal
D.	Endocrine glandular epithelium	IV.	Moist surface of buccal cavity

Choose the correct answer from the options given below: [NEET (UG) 2024]

(1) A-II, B-I, C-III, D-IV

(2) A-IV, B-III, C-I, D-II

(3) A-III, B-IV, C-I, D-II

(4) A-II, B-I, C-IV, D-III

Solution

Q.13 Which of the following statements is correct about the type of junction and their role in our body? [RE-NEET (UG) 2024]

(1) Adhering junctions facilitate the cells to communicate with each other.

(2) Tight junctions help to stop substances from leaking across a tissue.

(3) Tight junctions help to perform cementing to keep neighbouring cells together.

(4) Gap junctions help to create gap between the cells and tissues.

Scan or tap for the full solution

Q.14 Which of the following is/are present in female cockroach?

A. Collateral gland B. Mushroom gland

C. Spermatheca D. Anal style

E. Phallic gland

Choose the most appropriate answer from the options given below: [RE-NEET (UG) 2024]

(1) B and D only (2) B and E only

(3) A only (4) A and C only

Scan or tap for the full solution

Q.15 In which of the following connective tissues, the cells secrete fibres of collagen or elastin?

A. Cartilage B. Bone

C. Adipose tissue D. Blood

E. Areolar tissue

Choose the most appropriate answer from the options given below : [RE-NEET (UG) 2024]

(1) B, C, D and E only (2) A, B, C and E only

(3) B, C and D only (4) A, C and D only

Scan or tap for the full solution

Q.16 Match **List I** with **List II** :

List - I		List - II	
A.	Squamous Epithelium	I.	Goblet cells of alimentary canal
B.	Ciliated Epithelium	II.	Inner lining of pancreatic ducts
C.	Glandular Epithelium	III.	Walls of blood vessels
D.	Compound Epithelium	IV.	Inner surface of Fallopian tubes

Choose the correct answer from the options given below : [RE-NEET (UG) 2024]

(1) A-II, B-III, C-I, D-IV
(2) A-II, B-IV, C-III, D-I
(3) A-III, B-I, C-II, D-IV
(4) A-III, B-IV, C-I, D-II

Solution

Q.17 Given below are two statements:
Statement-I: Ligaments are dense irregular tissue.
Statement-II: Cartilage is dense regular tissue.

In the light of the above statements, choose the correct answer from the options given below: [NEET (UG) 2023]

(1) Both Statement-I and Statement-II are false
(2) Statement-I is true but Statement-II is false
(3) Statement-I is false but Statement-II is true
(4) Both Statement-I and Statement-II are true

Scan or tap for the full solution

Q.18 Match **List I** with **List II**.

List I		List II	
A.	Mast cells	I.	Ciliated epithelium
B.	Inner surface of bronchiole	II.	Areolar connective tissue
C.	Blood	III.	Cuboidal epithelium
D.	Tubular parts of nephron	IV.	Specialised connective tissue

Choose the correct answer from the options given below: [NEET (UG) 2023]

(1) A-II, B-III, C-I, D-IV
(2) A-II, B-I, C-IV, D-III
(3) A-III, B-IV, C-II, D-I
(4) A-I, B-II, C-IV, D-III

Solution

Q.19 In cockroach, excretion is brought about by –

A. Phallic gland B. Uricose gland
C. Nephrocytes D. Fat body
E. Collaterial glands

Choose the correct answer from the options given below : [NEET (UG) 2023]

(1) A, B and E only (2) B, C and D only
(3) B and D only (4) A and E only

Scan or tap for the full solution

Q.20 Which of the following is characteristic feature of cockroach regarding sexual dimorphism? [NEET (UG) 2023]

(1) Presence of anal styles
(2) Presence of sclerites
(3) Presence of anal cerci
(4) Dark brown body colour and anal cerci

Scan or tap for the full solution

Q.21 Which of the following is not a connective tissue? [NEET (UG) 2022]

(1) Blood (2) Adipose tissue
(3) Cartilage (4) Neuroglia

Scan or tap for the full solution

Q.22 Tegmina in cockroach, arises from [NEET (UG) 2022]

(1) Prothorax
(2) Mesothorax
(3) Metathorax
(4) Prothorax and Mesothorax

Solution

Q.23 Match **List-I** with **List-II**

List-I		List-II	
a.	Bronchioles	i.	Dense Regular Connective Tissue
b.	Goblet Cell	ii.	Loose Connective Tissue
c.	Tendons	iii.	Glandular Tissue
d.	Adipose Tissue	iv.	Ciliated Epithelium

Choose the correct answer from the options given below: [NEET (UG) 2022]

(1) (a)-(iv), (b)-(iii), (c)-(i), (d)-(ii)
(2) (a)-(i), (b)-(ii), (c)-(iii), (d)-(iv)
(3) (a)-(ii), (b)-(i), (c)-(iv), (d)-(iii)
(4) (a)-(iii), (b)-(iv), (c)-(ii), (d)-(i)

Solution

Q.24 Which of the following is present between the adjacent bones of the vertebral column? [NEET (UG) 2022]

(1) Intercalated discs (2) Cartilage
(3) Areolar tissue (4) Smooth muscle

Scan or tap for the full solution

Q.25 Which of the following types of epithelium is present in the bronchioles and Fallopian tubes? [NEET (UG) 2022 (Phase 2)]

(1) Stratified squamous epithelium
(2) Simple squamous epithelium
(3) Simple columnar epithelium
(4) Ciliated epithelium

Solution

Q.26 Choose the correct statement about a muscular tissue [NEET (UG) 2022 (Phase 2)]

(1) Smooth muscles are multinucleated and involuntary.
(2) Skeletal muscle fibres are uninucleated and found in parallel bundles.
(3) Intercalated discs allow the cardiac muscle cells to contract as a unit.
(4) The walls of blood vessels are made up of columnar epithelium.

Scan or tap for the full solution

Q.27 Match **List-I** with **List-II** regarding the organs of Cockroach:

List - I		List - II	
a.	Crop	i.	Grinding the food particles
b.	Proventriculus	ii.	Secretion of digestive juice
c.	Hepatic caecae	iii.	Removal of nitrogenous waste
d.	Malpighian tubules	iv.	Storage of food

Choose the correct answer from the options given below : [NEET (UG) 2022 (Phase 2)]

(1) (a) - (i), (b) - (iv), (c) - (iii), (d) - (ii)
(2) (a) - (iv), (b) - (i), (c) - (ii), (d) - (iii)
(3) (a) - (iii), (b) - (ii), (c) - (i), (d) - (iv)
(4) (a) - (ii), (b) - (iv), (c) - (i), (d) - (iii)

Scan or tap for the full solution

Q.28 Choose the correct statements:
Choose the most appropriate answer from the options given below:

A. Bones support and protect softer tissues and organs
B. Weight bearing function is served by limb bones
C. Ligament is the site of production of blood cells.
D. Adipose tissue is specialised to store fats.
E. Tendons attach one bone to another.

[NEET (UG) 2022 (Phase 2)]

(1) A, B and E only (2) A, B and D only
(3) B, C and E only (4) A, C and D only

Scan or tap for the full solution

Q.29 Excretion in cockroach is performed by all, EXCEPT: [NEET (UG) 2022 (Phase 2)]

(1) Hepatic caeca (2) Uricose glands
(3) Malpighian tubules (4) Fat body

Scan or tap for the full solution

Q.30 Which of the following statements wrongly represents the nature of smooth muscle? [NEET (UG) 2021]

(1) These muscles are present in the wall of blood vessels
(2) These muscles have no striations
(3) They are involuntary muscles
(4) Communication among the cells is performed by intercalated discs

Scan or tap for the full solution

Q.31 Which of the following characteristics is incorrect with respect to cockroach? [NEET (UG) 2021]

(1) 10th abdominal segment in both sexes, bears a pair of anal cerci
(2) A ring of gastric caeca is present at the junction of midgut and hind gut
(3) Hypopharynx lies within the cavity enclosed by the mouth parts
(4) In females, 7th-9th sterna together form a genital pouch

Scan or tap for the full solution

Q.32 Identify the types of cell junctions that help to stop the leakage of the substances across a tissue and facilitation of communication with neighbouring cells via rapid transfer of ions and molecules. [NEET (UG) 2021]

(1) Adhering junctions and Gap junctions, respectively
(2) Gap junctions and Adhering junctions, respectively
(3) Tight junctions and Gap junctions, respectively
(4) Adhering junctions and Tight junctions respectively

Scan or tap for the full solution

Q.33 Following are the statements about prostomium of earthworm.

A. It serves as a covering for mouth.

B. It helps to open cracks in the soil into which it can crawl.
C. It is one of the sensory structures.
D. It is the first body segment.
Choose the correct answer from the options given below. [NEET (UG) 2021]
(1) B and C only (2) A, B and C only
(3) A, B and D only (4) A, B, C and D

Scan or tap for the full solution

Q.34 If the head of cockroach is removed, it may live for few days because [NEET (UG) 2020]
(1) the cockroach does not have nervous system.
(2) the head holds a small proportion of a nervous system while the rest is situated along the ventral part of its body.
(3) the head holds a 1/3rd of a nervous system while the rest is situated along the dorsal part of its body.
(4) the supra-oesophageal ganglia of the cockroach are situated in ventral part of abdomen.

Scan or tap for the full solution

Q.35 Cuboidal epithelium with brush border of microvilli is found in [NEET (UG) 2020]
(1) Ducts of salivary gland
(2) Proximal convoluted tubule of nephron
(3) Eustachian tube
(4) Lining of intestine

Scan or tap for the full solution

Q.36 Goblet cells of alimentary canal are modified from [NEET (UG) 2020]
(1) Columnar epithelial cells
(2) Compound epithelial cells
(3) Squamous epithelial cells
(4) Chondrocytes

Solution

Q.37 Select the **correct** sequence of organs in the alimentary canal of cockroach starting from mouth: [NEET (UG) 2019]
(1) Pharynx ⟶ Oesophagus ⟶ Gizzard ⟶ Ileum ⟶ Crop ⟶ Colon ⟶ Rectum
(2) Pharynx ⟶ Oesophagus ⟶ Ileum ⟶ Crop ⟶ Gizzard ⟶ Colon ⟶ Rectum
(3) Pharynx ⟶ Oesophagus ⟶ Crop ⟶ Gizzard ⟶ Ileum ⟶ Colon ⟶ Rectum
(4) Pharynx ⟶ Oesophagus ⟶ Gizzard ⟶ Crop ⟶ Ileum ⟶ Colon ⟶ Rectum

Scan or tap for the full solution

Q.38 The ciliated epithelial cells are required to move particles or mucus in a specific direction. In humans, these cells are mainly present in: [NEET (UG) 2019]
(1) Eustachian tube and Salivary duct
(2) Bronchioles and Fallopian tubes
(3) Bile duct and Bronchioles
(4) Fallopian tubes and Pancreatic duct

Scan or tap for the full solution

Q.39 Which of the following features is used to identify a male cockroach from a female cockroach? [NEET 2018]
(1) Forewings with darker tegmina
(2) Presence of caudal styles
(3) Presence of anal cerci
(4) Presence of a boat-shaped sternum on the 9th abdominal segment

Scan or tap for the full solution

Q.40 Select the correct route for the passage of sperms in male frogs : [NEET 2017]
(1) Testes ⟶ Vasa efferentia ⟶ Kidney ⟶ Seminal vesicle ⟶ Urinogenital duct ⟶ Cloaca
(2) Testes ⟶ Vasa efferentia ⟶ Bidder's canal ⟶ Ureter ⟶ Cloaca
(3) Testes ⟶ Vasa efferentia ⟶ Kidney ⟶ Bidder's canal ⟶ Urinogenital duct ⟶ Cloaca
(4) Testes ⟶ Bidder's canal ⟶ Kidney ⟶ Vasa efferentia ⟶ Urinogenital duct ⟶ Cloaca

Scan or tap for the full solution

Q.41 Frog's heart when taken out of the body continues to beat for some time. Select the best option from the following statements.
A. Frog is a poikilotherm
B. Frog does not have any coronary circulation
C. Heart is "myogenic" in nature
D. Heart is autoexcitable [NEET 2017]
(1) D only (2) A and B only
(3) C only (4) C and D only

Scan or tap for the full solution

Q.42 Which type of tissue correctly matches with its locations ? [NEET 2016 (Phase 1)]
(1) Tissue ⟶ Smooth muscle , Location ⟶ Wall of intestine
(2) Tissue ⟶ Areolar tissue, Location ⟶ Tendons

(3) Tissue ⟶ Cuboidal epithelium, Location ⟶ Lining of stomach

(4) Tissue ⟶ Transitional epithelium, Location ⟶ Tip of nose

Scan or tap for the full solution

Q.43 In male cockroaches, sperms are stored in which part of the reproductive system ? [NEET 2016 (Phase 2)]

(1) Vas deferens (2) Seminal vesicles

(3) Testes (4) Mushroom glands

Scan or tap for the full solution

Q.44 Smooth muscles are [NEET 2016 (Phase 2)]

(1) involuntary, cylindrical, striated

(2) involuntary, fusiform, non-striated

(3) voluntary, spindle-shaped, uninucleate

(4) voluntary, multinucleate, cylindrical

Scan or tap for the full solution

Q.45 The function of the gap junction is to - [AIPMT 2015]

(1) facilitate communication between adjoining cells by connecting the cytoplasm for rapid transfer of ions, small molecules and some large molecules.

(2) separate two cells from each other

(3) stop substance from leaking across a tissue

(4) performing cementing to keep neighbouring cells together

Scan or tap for the full solution

Q.46 The terga, sterna and pleura of cockroach body are joined by : [AIPMT 2015 (Cancelled)]

(1) Cartilage

(2) Cementing glue

(3) Arthrodial membrane

(4) Muscular tissue

Solution

Q.47 Choose the correctly matched pair : [AIPMT 2014]

(1) Adipose tissue – Dense connective tissue

(2) Areolar tissue – Loose connective tissue

(3) Tendon – Specialized connective tissue

(4) Cartilage – Loose connective tissue

Scan or tap for the full solution

Q.48 Choose the correctly matched pair: [AIPMT 2014]

(1) Inner surface of bronchioles - squamous epithelium

(2) Moist surface of buccal cavity - Glandular epithelium

(3) Inner lining of salivary ducts - Ciliated epithelium

(4) Tubular parts of nephrons - Cuboidal epithelium

Scan or tap for the full solution

Q.49 What external changes are visible after the last moult of a cockroach nymph ? [NEET 2013]

(1) Both fore wings and hind wings develop

(2) Mandibles become harder

(3) Labium develops

(4) Anal cerci develop

Solution

Q.50 Which one of the following is one of the paths followed by air or O_2 during respiration in the adult male *Periplaneta americana* as it enters the animal body? [NEET 2013 (Karnataka)]

(1) Spiracle in metathorax, trachea, tracheoles, oxygen diffuses into cells

(2) Mouth, bronchial tube, trachea, oxygen enters cells

(3) Spiracles in prothorax, tracheoles, trachea, oxygen diffuses into cells.

(4) Hypopharynx, mouth, pharynx, trachea, tissues

Scan or tap for the full solution

Q.51 Select the correct option with respect to Cockroaches :- [NEET 2013 (Karnataka)]

(1) Nervous system comprises of a dorsal nerve cord and ten pairs of ganglion

(2) The fore wings are tegmina which are used in flight

(3) Malpighian tubules convert nitrogenous wastes into urea

(4) Males bear short anal styles not present in females

Scan or tap for the full solution

Q.52 Identify the tissue shown in the diagram and match with its characteristics and its location :- [NEET 2013 (Karnataka)]



(1) Smooth muscles, show branching, found in the walls of the heart.

(2) Striated muscles, tapering at both-ends, attached with the bones of the ribs

(3) Skeletal muscle, shows striations and closely attached with the bones of the limbs

(4) Cardiac muscles, unbranched muscles, found in the walls of the heart

Scan or tap for the full solution

Q.53 Given below is the diagrammatic sketch of a certain type of connective tissue. Identify the parts labeled A, B, C and D and select the right option about them [AIPMT 2012 (Mains)]

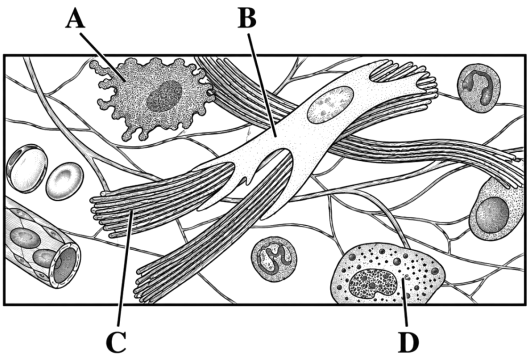

(1) A ⟶ Mast cell, B ⟶ Collagen fibres, C ⟶ Fibroblast, D ⟶ Macrophage

(2) A ⟶ Mast cell, B ⟶ Macrophage, C ⟶ Fibroblast, D ⟶ Collagen fibres

(3) A ⟶ Macrophage, B ⟶ Fibroblast, C ⟶ Collagen fibres, D ⟶ Mast cell

(4) A ⟶ Macrophage, B ⟶ Collagen fibres, C ⟶ Fibroblast, D ⟶ Mast cell

Scan or tap for the full solution

Q.54 The supportive skeletal structures in the human external ears and in the nose tip are examples of [AIPMT 2012 (Mains)]

(1) Ligament (2) Areolar tissue

(3) Cartilage (4) Bone

Scan or tap for the full solution

Q.55 The four sketches (A, B, C and D) given below, represent four different types of animal tissues. Which one of these is correctly identified in the options given, along with its correct location and function ? [AIPMT 2012 (Mains)]

(A)
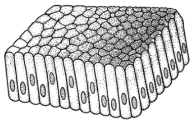

(B)
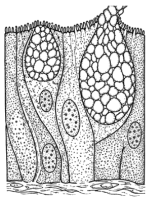

(C)


(D)
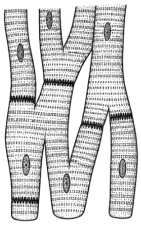

(1) (A) Tissue ⟶ Columnar epithelium, Location ⟶ Nephron, Function ⟶ Secretion and absorption

(2) (C) Tissue ⟶ Collagen fibres, Location ⟶ Cartilage, Function ⟶ Attach skeletal muscles to bones

(3) (B) Tissue ⟶ Glandular epithelium, Location ⟶ Intestine, Function ⟶ Secretion

(4) (D) Tissue ⟶ Smooth muscle tissue, Location ⟶ Heart, Function ⟶ Heart contraction

Scan or tap for the full solution

Q.56 *Pheretima* and its close relatives derive nourishment from [AIPMT 2012 (Prelims)]

(1) sugarcane roots

(2) decaying fallen leaves and soil organic matter

(3) soil insects

(4) small pieces of fresh fallen leaves of maize, etc.

Scan or tap for the full solution

Q.57 Compared to those of humans, the erythrocytes in frog are : [AIPMT 2012 (Prelims)]

(1) Without nucleus but with haemoglobin

(2) Very much smaller and fewer

(3) Nucleated and with haemoglobin

(4) Nucleated and without haemoglobin

Scan or tap for the full solution

Q.58 Select the correct statement from the ones given below with respect to *Periplaneta americana*

[AIPMT 2012 (Prelims)]

(1) Males bear a pair of short thread like anal styles
(2) There are 16 very long Malpighian tubules present at the junctions of midgut and hindgut
(3) Nervous system located dorsally, consists of segmentally arranged ganglia joined by a pair of longitudinal connectives
(4) Grinding of food is carried out only by the mouth parts

Scan or tap for the full solution

Q.59 Consider the following four statements (A–D) related to the common frog *Rana tigrina*, and select the correct option stating which ones are true (T) and which ones are false (F). Statements:

A. On dry land it would die due to lack of O_2 if its mouth is forcibly kept closed for a few days.
B. It has four-chambered heart.
C. On dry land it turns uricotelic from ureotelic.
D. Its life-history is carried out in pond water.

[AIPMT 2011 (Mains)]

(1) A-T, B-F, C-F, D-T (2) A-T, B-T, C-F, D-F
(3) A-F, B-F, C-T, D-T (4) A-F, B-T, C-T, D-F

Scan or tap for the full solution

Q.60 Ureters act as urinogenital ducts in

[AIPMT 2011 (Mains)]

(1) human males
(2) human females
(3) both male and female frogs
(4) male frogs

Solution

Q.61 The type of muscles present in our

[AIPMT 2011 (Mains)]

(1) heart is involuntary and unstriated smooth muscles
(2) intestine is striated and involuntary
(3) thigh is striated and voluntary
(4) upper arm is smooth muscle and fusiform in shape.

Scan or tap for the full solution

Q.62 Frogs differ from humans in possessing :

[AIPMT 2011 (Mains)]

(1) hepatic portal system
(2) paired cerebral hemispheres
(3) nucleated red blood cells
(4) thyroid as well as parathyroid

Solution

Q.63 The cells lining the blood vessels belong to the category of : [AIPMT 2011 (Mains)]

(1) Squamous epithelium
(2) Columnar epithelium
(3) Connective tissue
(4) Smooth muscle tissue

Solution

Q.64 Which one of the following structures in *Pheretima* is correctly matched with its function ?

[AIPMT 2011 (Mains)]

(1) Gizzard - absorbs digested food
(2) Setae - defence against predators
(3) Typhlosole - storage of extra nutrients
(4) Clitellum - secretes cocoon

Scan or tap for the full solution

Q.65 The ciliated columnar epithelial cells in humans are known to occur in : [AIPMT 2011 (Prelims)]

(1) Eustachian tube and stomach lining
(2) Bile duct and oesophagus
(3) Fallopian tubes and urethra
(4) Bronchioles and Fallopian tubes

Solution

Q.66 One very special feature in the earthworm *Pheretima* is that : [AIPMT 2011 (Prelims)]

(1) The S-shaped setae embedded in the integument are the defensive weapons used against the enemies
(2) It has a long dorsal tubular heart
(3) The typhlosole greatly increases the effective absorption area of the digested food in the intestine
(4) Fertilisation of eggs occurs inside the body

Scan or tap for the full solution

Q.67 Which of the following is correctly stated as it happens in the common cockroach?

[AIPMT 2011 (Prelims)]

(1) Oxygen is transported by haemoglobin in blood
(2) The food is ground by mandibles and gizzard
(3) Nitrogenous excretory product is urea
(4) Malpighian tubules are excretory organs projecting out from the colon

Scan or tap for the full solution

Q.68 The cells lining the blood vessels belong to the category of : [AIPMT 2010 (Prelims)]
(1) Columnar epithelium
(2) Connective tissue
(3) Smooth muscle tissue
(4) Squamous epithelium
Solution

Q.69 If a live earthworm is pricked with a needle on its outer surface without damaging its gut, the fluid that comes out is [AIPMT 2009]
(1) coelomic fluid (2) haemolymph
(3) slimy mucus (4) excretory fluid
Scan or tap for the full solution

Q.70 Which one of the following correctly describes the location of some body parts in the earthworm *Pheretima*? [AIPMT 2009]
(1) Two pairs of testes in 10th and 11th segments.
(2) One pair of ovaries attached at intersegmental septum of 14th and 15th segments.
(3) Two pairs of accessory glands in 16–18 segments
(4) Four pairs of spermathecae in 4–7 segments
Scan or tap for the full solution

Q.71 Which one of the following is correct pairing of a body part and the kind of muscle tissue that moves it? [AIPMT 2009]
(1) Biceps of upper arm – smooth muscle fibres
(2) Iris – Involuntary smooth muscle
(3) Abdominal wall – smooth muscle
(4) Heart wall – Involuntary unstriated muscle
Scan or tap for the full solution

Q.72 The epithelial tissue present on the inner surface of bronchioles and fallopian tubes is : [AIPMT 2009]
(1) Cuboidal (2) Glandular
(3) Ciliated (4) Squamous
Scan or tap for the full solution

Q.73 The cell junctions called tight, adhering and gap junctions are found in : [AIPMT 2009]
(1) Connective tissue (2) Neural tissue
(3) Epithelial tissue (4) Muscular tissue
Scan or tap for the full solution

Q.74 Bowman's glands are found in [AIPMT 2006]
(1) juxtamedullary nephrons
(2) olfactory epithelium
(3) external auditory canal
(4) cortical nephrons only
Solution

Q.75 The kind of tissue that forms the supportive structure in our pinna (external ears) is also found in - [AIPMT 2009]
(1) vertebrae (2) tip of the nose
(3) ear ossicles (4) nails
Scan or tap for the full solution

Q.76 Earthworms have no skeleton but during burrowing the anterior end becomes turgid and acts as a hydraulic skeleton. It is due to: [AIPMT 2008]
(1) coelomic fluid (2) gut peristalsis
(3) blood (4) setae
Scan or tap for the full solution

Q.77 Which one of the following is the true description about an animal concerned? [AIPMT 2008]
(1) Frog — Body divisible into three regions-head, neck and trunk
(2) Rat — Left kidney is slightly higher in position than the right one
(3) Earthworm — The alimentary canal consists of a sequence of pharynx, oesophagus, stomach, gizzard and intestine
(4) Cockroach — 10 pairs of spiracles (2 pairs on thorax and 8 pairs on abdomen)
Scan or tap for the full solution

Q.78 In which one of the following preparations are you likely to come across cell junctions most frequently? [AIPMT 2007]
(1) Thrombocytes (2) Tendon
(3) Hyaline cartilage (4) Ciliated epithelium
Scan or tap for the full solution

Q.79 Areolar connective tissue joins- [AIPMT 2006]
(1) Bones with muscles
(2) Bones with bones
(3) Fat body with muscles
(4) Integument with muscles
Solution

Q.80 Mast cells secrete- [AIPMT 2006]
(1) Histamine (2) Hippurin
(3) Haemoglobin (4) Myoglobin
Scan or tap for the full solution

Q.81 Mast cells of connective tissue contain - [AIPMT 2004]
(1) Heparin and calcitonin
(2) Heparin and histamine
(3) Vasopressin and relaxin
(4) Serotonin and melanin
Solution

Q.82 Ommatidia serve the purpose of photoreception in [AIPMT 2003]

(1) cockroach (2) frog
(3) humans (4) sunflower.

Scan or tap for the full solution

Q.83 Which one of the following contains the largest quantity of extracellular material ? [AIPMT 2003]

(1) Stratified epithelium
(2) Myelinated nerve fibres
(3) Striated muscle
(4) Areolar tissue

Solution

Q.84 Which cartilage is present at the end of long bones? [AIPMT 2002]

(1) Calcified cartilage (2) Hyaline cartilage
(3) Elastic cartilage (4) Fibrous cartilage

Scan or tap for the full solution

Q.85 Melanin protects from: [AIPMT 2002]

(1) Infrared rays (2) U.V. rays
(3) Visible rays (4) X-rays

Scan or tap for the full solution

Q.86 During an injury, the nasal septum gets damaged. For its recovery, which cartilage is preferred? [AIPMT 2001]

(1) Fibrous cartilage (2) Elastic cartilage
(3) Calcified cartilage (4) Hyaline cartilage

Scan or tap for the full solution

Q.87 Which cells do not form a layer and remain structurally separate? [AIPMT 2001]

(1) Nerve cells (2) Epithelial cells
(3) Gland cells (4) Muscle cells

Scan or tap for the full solution

Q.88 What happens if bone of frog is kept in dilute hydrochloric acid? [AIPMT 2000]

(1) Will become flexible
(2) Will turn black
(3) Will break into pieces
(4) Will shrink

Solution

Q.89 Proteoglycan in cartilages which is part of polysaccharide is [AIPMT 2000]

(1) Ossein (2) Cartilegen
(3) Chondroitin (4) Casein

Scan or tap for the full solution

Q.90 Characteristic of simple epithelium is that they [AIPMT 2000]

(1) Continue to divide and help in organ function
(2) They are arranged indiscriminately
(3) They make a definite layer
(4) None

Scan or tap for the full solution

Q.91 Primary function of enteronephric nephridia of *Pheretima*: [AIPMT 2000]

(1) Excretion of nitrogenous waste
(2) Locomotion
(3) Osmoregulation
(4) Respiration

Solution

ANSWER KEY

Ques.	1	2	3	4	5	6	7	8	9	10	11
Ans.	4	3	2	4	2	1	2	2	2	2	1
Ques.	12	13	14	15	16	17	18	19	20	21	22
Ans.	3	2	4	2	4	1	2	2	1	4	2
Ques.	23	24	25	26	27	28	29	30	31	32	33
Ans.	1	2	4	3	2	2	1	4	2	3	2
Ques.	34	35	36	37	38	39	40	41	42	43	44
Ans.	2	2	1	3	2	2	3	4	1	2	2
Ques.	45	46	47	48	49	50	51	52	53	54	55
Ans.	1	3	2	4	1	1	4	3	3	3	3
Ques.	56	57	58	59	60	61	62	63	64	65	66
Ans.	2	3	1	1	4	3	3	1	4	4	3
Ques.	67	68	69	70	71	72	73	74	75	76	77
Ans.	2	4	1	1	2	3	3	2	2	1	4
Ques.	78	79	80	81	82	83	84	85	86	87	88
Ans.	4	4	1	2	1	4	2	2	4	1	1
Ques.	89	90	91								
Ans.	3	3	3								