PYQSide PYQSide.com — free PYQs with solutions Powered by PrepBlink

NEET HUMAN REPRODUCTION — PYQS

Max. Marks: 452 **Questions:** 113

Section A (MCQ) — 113 questions

Q.1 Arrange the following cell layers/structures around the female gamete, from outer to inner side :

A. Zona pellucida
B. Perivitelline space
C. Corona radiata
D. Plasma membrane of ovum

Choose the correct answer from the options given below : [NEET (UG) 2026]

(1) D, B, A, C (2) A, C, B, D
(3) C, A, D, B (4) C, A, B, D

Scan or tap for the full solution

Q.2 Match **List I** with **List II** related to embryonic development at various months of pregnancy : [NEET (UG) 2026]

List I		List II	
A.	The foetus movement starts and hair appears on the head	I.	24 weeks of pregnancy
B.	The foetus develops limbs and digits	II.	20 weeks of pregnancy
C.	The foetus develops external genital organs	III.	8 weeks of pregnancy
D.	The foetus body is covered with fine hair; eyelids separate and eyelashes are formed	IV.	12 weeks of pregnancy

(1) A-II, B-IV, C-III, D-I
(2) A-II, B-III, C-IV, D-I
(3) A-IV, B-II, C-III, D-I
(4) A-III, B-II, C-IV, D-I

Solution

Q.3 Spermatogonia undergo a series of cell divisions to produce sperms.

A. Spermatogonia always undergo meiotic cell division.
B. Primary spermatocytes divide mitotically to produce secondary spermatocytes.
C. Secondary spermatocytes, through their second meiotic division, produce haploid spermatids.
D. Spermatids produce spermatozoa through mitosis.
E. Spermatids transform into spermatozoa by spermiogenesis.

Select the correct statements from the following:
Choose the correct answer from the options given below : [NEET (UG) 2026]

(1) A, C and E only (2) C and E only
(3) A and E only (4) B, C and D only

Scan or tap for the full solution

Q.4 The covering of ovum at ovulation is _____. [RE-NEET (UG) 2026]

(1) chorion (2) endometrium
(3) zona radiata (4) zona pellucida

Scan or tap for the full solution

Q.5 Which of the following structure is not a part of the male reproductive system? [RE-NEET (UG) 2026]

(1) Infundibulum (2) Rete testis
(3) Epididymis (4) Vasa efferentia

Scan or tap for the full solution

Q.6 Given below are two statements:

Statement-I: Ovulation is caused by LH surge leading to rupture of Graafian follicles.

Statement-II: Graafian follicle remaining after ovulation transforms into corpus luteum and secretes large amount of estrogen.

In the light of the above statements, choose the most appropriate answer from the options given below: [RE-NEET (UG) 2026]

(1) Statement-I is incorrect but Statement-II is correct
(2) Both Statement-I and Statement-II are correct
(3) Both Statement-I and Statement-II are incorrect

(4) Statement-I is correct but Statement-II is incorrect

Scan or tap for the full solution

Q.7 Which of the following hormones is not secreted by human placenta? [RE-NEET (UG) 2026]

(1) LH (2) hCG
(3) Estrogen (4) Progesterone

Scan or tap for the full solution

Q.8 The first menstruation is called : [NEET (UG) 2025]

(1) Diapause (2) Ovulation
(3) Menopause (4) Menarche

Scan or tap for the full solution

Q.9 Find the correct statement :

A. In human pregnancy, the major organ systems are formed at the end of 12 weeks.
B. In human pregnancy the major organ systems are formed at the end of 8 weeks.
C. In human pregnancy heart is formed after one month of gestation.
D. In human pregnancy, limbs and digits develop by the end of second month.
E. In human pregnancy the appearance of hair is usually observed in the fifth month.

Choose the correct answer from the options given below : [NEET (UG) 2025]

(1) B, C, D and E only (2) A, C, D and E only
(3) A and E only (4) B and C only

Scan or tap for the full solution

Q.10 Match **List-I** with **List-II**.

List - I		List - II	
A.	Head	I.	Enzymes
B.	Middle piece	II.	Sperm motility
C.	Acrosome	III.	Energy
D.	Tail	IV.	Genetic material

Choose the correct answer from the options given below : [NEET (UG) 2025]

(1) A-III, B-IV, C-II, D-I
(2) A-III, B-II, C-I, D-IV
(3) A-IV, B-III, C-I, D-II
(4) A-IV, B-III, C-II, D-I

Solution

Q.11 Consider the following :

A. The reductive division for the human female gametogenesis starts earlier than that of the male gametogenesis.
B. The gap between the first meiotic division and the second meiotic division is much shorter for males compared to females.
C. The first polar body is associated with the formation of the primary oocyte.
D. Luteinizing Hormone (LH) surge leads to disintegration of the endometrium and onset of menstrual bleeding.

Choose the correct answer from the options given below: [NEET (UG) 2025]

(1) B and D are true (2) B and C are true
(3) A and B are true (4) A and C are true

Scan or tap for the full solution

Q.12 Twins are born to a family that lives next door to you. The twins are a boy and a girl. Which of the following must be true? [NEET (UG) 2025]

(1) They were conceived through in vitro fertilization.
(2) They have 75% identical genetic content.
(3) They are monozygotic twins.
(4) They are fraternal twins.

Scan or tap for the full solution

Q.13 Which of the following is not a component of Fallopian tube? [NEET (UG) 2024]

(1) Uterine fundus (2) Isthmus
(3) Infundibulum (4) Ampulla

Scan or tap for the full solution

Q.14 Given below are two statements: One is labelled as Assertion A and the other is labelled as Reason R:

Assertion (A): Breast-feeding during initial period of infant growth is recommended by doctors for bringing a healthy baby.

Reason (R): Colostrum contains several antibodies absolutely essential to develop resistance for the new born baby.

In the light of the above statements, choose the most appropriate answer from the options given below: [NEET (UG) 2024]

(1) Both A and R are correct and R is the correct explanation of A
(2) Both A and R are correct but R is NOT the correct explanation of A
(3) A is correct but R is not correct
(4) A is not correct but R is correct

Scan or tap for the full solution

Q.15 Given below are two statements:

Statement-I: The presence or absence of hymen is not a reliable indicator of virginity.

Statement-II: The hymen is torn during the first coitus only.

In the light of the above statements, choose the correct answer from the options given below : [NEET (UG) 2024]

(1) Both Statement-I and Statement-II are true
(2) Both Statement-I and Statement-II are false
(3) Statement-I is true but Statement-II is false
(4) Statement-I is false but Statement-II is true

Scan or tap for the full solution

Q.16 Identify the correct option (A), (B), (C), (D) with respect to spermatogenesis. [NEET (UG) 2024]

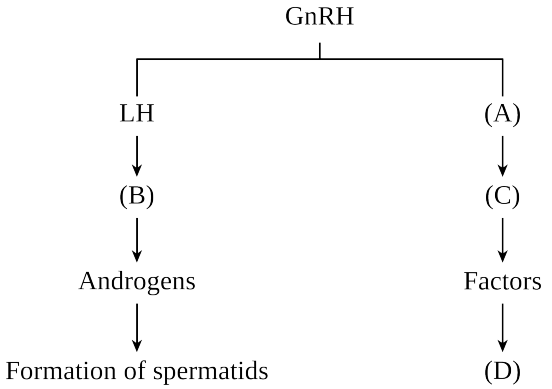

(1) FSH, Leydig cells, Sertoli cells, spermiogenesis.
(2) ICSH, Interstitial cells, Leydig cells, spermiogenesis.
(3) FSH, Sertoli cells, Leydig cells, spermatogenesis.
(4) ICSH, Leydig cells, Sertoli cells, spermatogenesis.

Scan or tap for the full solution

Q.17 Given below are two statements: One is labelled as Assertion A and the other is labelled as Reason R.
Assertion (A): During menstrual cycle, the ovulation takes place approximately on 14th day.
Reason (R): Rapid secretion of LH in the middle of menstrual cycle induces rupture of Graafian follicle and thereby the release of ovum.

In the light of the above statements, choose the most appropriate answer from the options given below. [RE-NEET (UG) 2024]

(1) A is correct but R is not correct.
(2) A is not correct but R is correct.
(3) Both A and R are correct and R is the correct explanation of A.
(4) Both A and R are correct but R is NOT the correct explanation of A.

Scan or tap for the full solution

Q.18 Arrange the following parts in human Mammary gland, traversing the route of milk ejection.

A. Mammary duct B. Lactiferous duct
C. Mammary alveolus D. Ampulla
E. Mammary tubule

Choose the correct answer from the options given below: [RE-NEET (UG) 2024]

(1) D ⟶ C ⟶ E ⟶ A ⟶ B
(2) C ⟶ E ⟶ B ⟶ A ⟶ D
(3) C ⟶ E ⟶ A ⟶ D ⟶ B
(4) A ⟶ C ⟶ E ⟶ D ⟶ B

Scan or tap for the full solution

Q.19 Match **List-I** with **List-II** relating to human female external genitalia.

List - I		List - II	
A.	Mons pubis	I.	A fleshy fold of tissue surrounding the vaginal opening
B.	Clitoris	II.	Fatty cushion of cells covered by skin and hair
C.	Hymen	III.	Tiny finger-like structure above labia minora
D.	Labia majora	IV.	A thin membrane-like structure covering vaginal opening

Choose the correct answer from the options given below : [RE-NEET (UG) 2024]

(1) A-II, B-III, C-IV, D-I
(2) A-IV, B-III, C-II, D-I
(3) A-I, B-IV, C-III, D-II
(4) A-II, B-III, C-I, D-IV

Solution

Q.20 Match **List-I** with **List-II**:

List - I		List - II	
A.	Parturition	I.	Several antibodies for new-born babies
B.	Placenta	II.	Collection of ovum after ovulation
C.	Colostrum	III.	Foetal ejection reflex
D.	Fimbriae	IV.	Secretion of the hormone hCG

Choose the correct answer from the options given below: [RE-NEET (UG) 2024]

(1) A-III, B-IV, C-I, D-II
(2) A-I, B-IV, C-II, D-III
(3) A-II, B-III, C-IV, D-I
(4) A-III, B-IV, C-II, D-I

Solution

Q.21 Which of the following statements are correct regarding female reproductive cycle?

A. In non-primate mammals cyclical changes during reproduction are called oestrus cycle.

B. First menstrual cycle begins at puberty and is called menopause.
C. Lack of menstruation may be indicative of pregnancy.
D. Cyclic menstruation extends between menarche and menopause.

Choose the most appropriate answer from the options given below: [NEET (UG) 2023]

(1) A and B only (2) A, B and C only
(3) A, C and D only (4) A and D only

Scan or tap for the full solution

Q.22 Given below are two statements: one is labelled as **Assertion (A)** and the other is labelled as **Reason (R)**.

Assertion (A): Endometrium is necessary for implantation of blastocyst.

Reason (R): In the absence of fertilization, the corpus luteum degenerates that causes disintegration of endometrium.

In the light of the above statements, choose the correct answer from the options given below: [NEET (UG) 2023]

(1) Both A and R are true but R is NOT the correct explanation of A.
(2) A is true but R is false.
(3) A is false but R is true.
(4) Both A and R are true and R is the correct explanation of A.

Scan or tap for the full solution

Q.23 Given below are two statements:

Statement-I: Vas deferens receives a duct from seminal vesicle and opens into urethra as the ejaculatory duct.

Statement-II: The cavity of the cervix is called cervical canal which along with vagina forms birth canal.

In the light of the above statements, choose the correct answer from the options given below: [NEET (UG) 2023]

(1) Both Statement-I and Statement-II are false.
(2) Statement-I is correct but Statement-II is false.
(3) Statement-I is incorrect but Statement-II is true.
(4) Both Statement-I and Statement-II are true.

Scan or tap for the full solution

Q.24 Which of the following statements are true for spermatogenesis but do not hold true for Oogenesis?

A. It results in the formation of haploid gametes
B. Differentiation of gamete occurs after the completion of meiosis
C. Meiosis occurs continuously in a mitotically dividing stem cell population
D. It is controlled by the Luteinising Hormone (LH) and Follicle Stimulating Hormone (FSH) secreted by the anterior pituitary
E. It is initiated at puberty

Choose the most appropriate answer from the options given below : [NEET (UG) 2022]

(1) C and D only (2) B and C only
(3) B, D and E only (4) B, C and E only

Scan or tap for the full solution

Q.25 Given below are two statements:

Statement-I: The release of sperms into the seminiferous tubules is called spermiation.

Statement-II: Spermiogenesis is the process of formation of sperms from spermatogonia.

In the light of the above statements, choose the most appropriate answer from the options given below: [NEET (UG) 2022]

(1) Both Statement-I and Statement-II are correct
(2) Both Statement-I and Statement-II are incorrect
(3) Statement-I is correct but Statement-II is incorrect
(4) Statement-I is incorrect but Statement-II is correct

Scan or tap for the full solution

Q.26 At which stage of life the oogenesis process is initiated? [NEET (UG) 2022]

(1) Puberty
(2) Embryonic development stage
(3) Birth
(4) Adult

Solution

Q.27 How many secondary spermatocytes are required to form 400 million spermatozoa? [NEET (UG) 2022 (Phase 2)]

(1) 400 million (2) 50 million
(3) 100 million (4) 200 million

Scan or tap for the full solution

Q.28 Arrange the components of mammary gland. (from proximal to distal).

A. Mammary duct B. Lactiferous duct
C. Alveoli D. Mammary ampulla
E. Mammary tubules

Choose the most appropriate answer from the options given below : [NEET (UG) 2022 (Phase 2)]

(1) E ⟶ C ⟶ D ⟶ B ⟶ A
(2) C ⟶ A ⟶ D ⟶ E ⟶ B
(3) B ⟶ C ⟶ E ⟶ D ⟶ A

(4) C ⟶ E ⟶ A ⟶ D ⟶ B

Scan or tap for the full solution

Q.29 Given below are two statements: one is labelled as **Assertion (A)** and the other is labelled as **Reason (R)**.

Assertion (A): During pregnancy the level of thyroxine is increased in the maternal blood.

Reason (R): Pregnancy is characterised by metabolic changes in the mother.

In the light of the above statements, choose the most appropriate answer from the options given below: [NEET (UG) 2022 (Phase 2)]

(1) (A) is not correct but (R) is correct
(2) Both (A) and (R) are correct and (R) is the correct explanation of (A)
(3) Both (A) and (R) are correct but (R) is not the correct explanation of (A)
(4) (A) is correct but (R) is not correct

Scan or tap for the full solution

Q.30 Receptors for sperm binding in mammals are present on : [NEET (UG) 2021]

(1) Zona pellucida (2) Corona radiata
(3) Vitelline membrane (4) Perivitelline space

Scan or tap for the full solution

Q.31 Which of these is not an important component of initiation of parturition in humans? [NEET (UG) 2021]

(1) Release of Prolactin
(2) Increase in estrogen and progesterone ratio
(3) Synthesis of prostaglandins
(4) Release of Oxytocin

Scan or tap for the full solution

Q.32 Which of the following secretes the hormone, relaxin, during the later phase of pregnancy? [NEET (UG) 2021]

(1) Uterus (2) Graafian follicle
(3) Corpus luteum (4) Foetus

Scan or tap for the full solution

Q.33 Meiotic division of the secondary oocyte is completed [NEET (UG) 2020]

(1) At the time of fusion of a sperm with an ovum
(2) At the time of copulation
(3) Prior to ovulation
(4) After zygote formation

Solution

Q.34 Which of the following hormone levels will cause release of ovum (ovulation) from the Graafian follicle? [NEET (UG) 2020]

(1) Low concentration of FSH
(2) High concentration of Progesterone
(3) Low concentration of LH
(4) High concentration of Estrogen

Scan or tap for the full solution

Q.35 Match the following columns and select the correct option. [NEET (UG) 2020]

Column-I		Column-II	
A.	Placenta	i.	Androgens
B.	Zona pellucida	ii.	Human Chorionic Gonadotropin (hCG)
C.	Bulbo-urethral glands	iii.	Layer of the ovum
D.	Leydig cells	iv.	Lubrication of the Penis

(1) (A)-(ii), (B)-(iii), (C)-(iv), (D)-(i)
(2) (A)-(i), (B)-(iv), (C)-(ii), (D)-(iii)
(3) (A)-(iv), (B)-(iii), (C)-(i), (D)-(ii)
(4) (A)-(iii), (B)-(ii), (C)-(iv), (D)-(i)

Scan or tap for the full solution

Q.36 Extrusion of second polar body from egg nucleus occurs : [NEET (UG) 2019]

(1) Before entry of sperm into ovum
(2) Simultaneously with first cleavage
(3) After entry of sperm but before fertilization
(4) After fertilization

Scan or tap for the full solution

Q.37 Select the correct sequence for transport of sperm cells in male reproductive system : [NEET (UG) 2019]

(1) Seminiferous tubules ⟶ Vasa efferentia ⟶ Epididymis ⟶ Inguinal canal ⟶ Urethra
(2) Testis ⟶ Epididymis ⟶ Vasa efferentia ⟶ Vas deferens ⟶ Ejaculatory duct ⟶ Inguinal canal ⟶ Urethra ⟶ Urethral meatus
(3) Testis ⟶ Epididymis ⟶ Vasa efferentia ⟶ Rete testis ⟶ Inguinal canal ⟶ Urethra

(4) Seminiferous tubules ⟶ Rete testis ⟶ Vasa efferentia ⟶ Epididymis ⟶ Vas deferens ⟶ Ejaculatory duct ⟶ Urethra ⟶ Urethral meatus

Scan or tap for the full solution

Q.38 Hormones secreted by the placenta to maintain pregnancy are [NEET 2018]

(1) hCG, hPL, progestogens, prolactin

(2) hCG, hPL, estrogens, relaxin, oxytocin

(3) hCG, hPL, progestogens, estrogens

(4) hCG, progestogens, estrogens, glucocorticoids

Scan or tap for the full solution

Q.39 The difference between spermiogenesis and spermiation is [NEET 2018]

(1) in spermiogenesis spermatids are formed, while in spermiation spermatozoa are formed

(2) in spermiogenesis spermatozoa are formed, while in spermiation spermatids are formed

(3) in spermiogenesis spermatozoa from Sertoli cells are released into the cavity of seminiferous tubules, while in spermiation spermatozoa are formed

(4) in spermiogenesis spermatozoa are formed, while in spermiation spermatozoa are released from Sertoli cells into the cavity of seminiferous tubules

Scan or tap for the full solution

Q.40 The amnion of mammalian embryo is derived from [NEET 2018]

(1) ectoderm and mesoderm

(2) endoderm and mesoderm

(3) mesoderm and trophoblast

(4) ectoderm and endoderm

Solution

Q.41 Match the items given in **column I** with those in **column II** and select the correct option given below. [NEET 2018]

Column-I		Column-II	
a.	Proliferative phase	i.	Breakdown of endometrial lining
b.	Secretory Phase	ii.	Follicular Phase
c.	Menstruation	iii.	Luteal Phase

(1) (a)-(i), (b)-(ii), (c)-(iii)

(2) (a)-(i), (b)-(iii), (c)-(ii)

(3) (a)-(ii), (b)-(iii), (c)-(i)

(4) (a)-(iii), (b)-(i), (c)-(ii)

Solution

Q.42 A temporary endocrine gland in the human body is [NEET 2017]

(1) corpus cardiacum (2) corpus luteum

(3) corpus allatum (4) pineal gland.

Scan or tap for the full solution

Q.43 Capacitation occurs in [NEET 2017]

(1) epididymis

(2) vas deferens

(3) female reproductive tract

(4) rete testis

Solution

Q.44 Changes in GnRH pulse frequency in females is controlled by circulating levels of [NEET 2016 (Phase 1)]

(1) progesterone only

(2) progesterone and inhibin

(3) estrogen and progesterone

(4) estrogen and inhibin.

Solution

Q.45 Fertilisation in humans is practically feasible only if [NEET 2016 (Phase 1)]

(1) the ovum and sperms are transported simultaneously to ampullary-isthmic junction of the cervix

(2) the sperms are transported into cervix within 48 hrs of release of ovum in uterus

(3) the sperms are transported into vagina just after the release of ovum in Fallopian tube

(4) the ovum and sperms are transported simultaneously to ampullary-isthmic junction of the Fallopian tube.

Scan or tap for the full solution

Q.46 Select the incorrect statement. [NEET 2016 (Phase 1)]

(1) LH and FSH decrease gradually during the follicular phase.

(2) LH triggers secretion of androgen from the Leydig cells.

(3) FSH stimulates the Sertoli cells which help in spermiogenesis.

(4) LH triggers ovulation in ovary.

Scan or tap for the full solution

Q.47 Identify the correct statement on 'inhibin'. [NEET 2016 (Phase 1)]

(1) Is produced by granulosa cells in ovary and inhibits the secretion of LH

(2) Is produced by nurse cells in testes and inhibits the secretion of LH

(3) Inhibits the secretion of LH, FSH and prolactin

(4) Is produced by granulosa cells in ovary and inhibits the secretion of FSH

Scan or tap for the full solution

Q.48 Which of the following depicts the correct pathway of transport of sperms? [NEET 2016 (Phase 2)]

(1) Rete testis ⟶ Efferent ductules ⟶ Epididymis ⟶ Vas deferens

(2) Rete testis ⟶ Epididymis ⟶ Efferent ductules ⟶ Vas deferens

(3) Rete testis ⟶ Vas deferens ⟶ Efferent ductules ⟶ Epididymis

(4) Efferent ductules ⟶ Rete testis ⟶ Vas deferens ⟶ Epididymis

Scan or tap for the full solution

Q.49 Match **column I** with **column II** and select the correct option using the codes given below. [NEET 2016 (Phase 2)]

Column I		Column II	
a.	Mons pubis	i.	Embryo formation
b.	Antrum	ii.	Sperm
c.	Trophectoderm	iii.	Female external genitalia
d.	Nebenkern	iv.	Graafian follicle

(1) (a)-(iii), (b)-(iv), (c)-(ii), (d)-(i)

(2) (a)-(iii), (b)-(iv), (c)-(i), (d)-(ii)

(3) (a)-(iii), (b)-(i), (c)-(iv), (d)-(ii)

(4) (a)-(i), (b)-(iv), (c)-(iii), (d)-(ii)

Solution

Q.50 Several hormones like hCG, hPL, estrogen, progesterone are produced by [NEET 2016 (Phase 2)]

(1) ovary (2) placenta

(3) Fallopian tube (4) pituitary.

Scan or tap for the full solution

Q.51 In human females, meiosis-II is not completed until [AIPMT 2015]

(1) uterine implantation (2) birth

(3) puberty (4) fertilisation

Scan or tap for the full solution

Q.52 Which of the following layers in an antral follicle is acellular? [AIPMT 2015]

(1) Stroma (2) Zona pellucida

(3) Granulosa (4) Theca interna

Scan or tap for the full solution

Q.53 Which of the following events is not associated with ovulation in human life? [AIPMT 2015]

(1) Release of secondary oocyte

(2) LH surge

(3) Decrease in estradiol

(4) Full development of Graafian follicle

Scan or tap for the full solution

Q.54 Ectopic pregnancies are referred to as [AIPMT 2015]

(1) implantation of defective embryo in the uterus

(2) pregnancies terminated due to hormonal imbalance

(3) pregnancies with genetic abnormality

(4) implantation of embryo at site other than uterus.

Scan or tap for the full solution

Q.55 Which of the following cells during gametogenesis is normally diploid? [AIPMT 2015 (Cancelled)]

(1) Spermatogonia (2) Secondary polar body

(3) Primary polar body (4) Spermatid

Scan or tap for the full solution

Q.56 Capacitation refers to changes in the [AIPMT 2015 (Cancelled)]

(1) ovum after fertilisation

(2) sperm after fertilisation

(3) sperm before fertilisation

(4) ovum before fertilisation

Solution

Q.57 Hysterectomy is surgical removal of [AIPMT 2015 (Cancelled)]

(1) vas deferens (2) mammary glands

(3) uterus (4) prostate gland

Scan or tap for the full solution

Q.58 Which of these is not an important component of initiation of parturition in humans? [AIPMT 2015 (Cancelled)]

(1) Release of oxytocin

(2) Release of prolactin

(3) Increase in estrogen and progesterone ratio

(4) Synthesis of prostaglandins

Scan or tap for the full solution

Q.59 The shared terminal duct of the reproductive and urinary system in the human male is [AIPMT 2014]

(1) urethra (2) ureter

(3) vas deferens (4) vasa efferentia

Scan or tap for the full solution

Q.60 The main function of mammalian corpus luteum is to produce [AIPMT 2014]

(1) estrogen only

(2) progesterone

(3) human chorionic gonadotropin

(4) relaxin only

Solution

Q.61 Select the correct option describing gonadotropin activity in a normal pregnant female. [AIPMT 2014]

(1) High level of FSH and LH stimulates the thickening of endometrium.

(2) High level of FSH and LH facilitates implantation of the embryo.

(3) High level of hCG stimulates the synthesis of estrogen and progesterone.

(4) High level of hCG stimulates the thickening of endometrium.

Scan or tap for the full solution

Q.62 What is the correct sequence of sperm formation? [NEET 2013]

(1) Spermatogonia, spermatozoa, spermatocytes, spermatids

(2) Spermatogonia, spermatocytes, spermatids, spermatozoa

(3) Spermatids, spermatocytes, spermatogonia, spermatozoa

(4) Spermatogonia, spermatocytes, spermatozoa, spermatids

Scan or tap for the full solution

Q.63 Which of the following is not the function of placenta? [NEET 2013]

(1) Facilitates supply of oxygen and nutrients to embryo

(2) Secretes estrogen

(3) Facilitates removal of carbon dioxide and waste material from embryo

(4) Secretes oxytocin during parturition

Scan or tap for the full solution

Q.64 Menstrual flow occurs due to lack of : [NEET 2013]

(1) Progesterone (2) FSH

(3) Oxytocin (4) Vasopressin

Scan or tap for the full solution

Q.65 The foetal ejection reflex in humans triggers the release of [NEET 2013 (Karnataka)]

(1) oxytocin from foetal pituitary

(2) human chorionic gonadotropin (hCG) from placenta

(3) oxytocin from maternal pituitary

(4) human placental lactogen (hPL) from placenta

Scan or tap for the full solution

Q.66 The figure shows a section of human ovary. Select the option which gives the correct identification of either A or B with function/ characteristic. [NEET 2013 (Karnataka)]

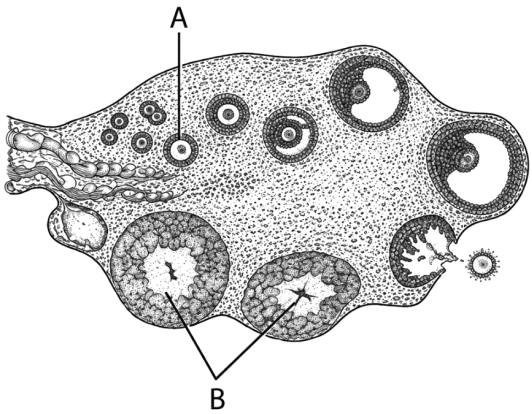

(1) A- Tertiary follicle - Forms Graafian follicle

(2) B- Corpus luteum - Secretes progesterone

(3) A- Primary oocyte - It is in the prophase I of the meiotic division

(4) B- Corpus luteum - Secretes estrogen

Scan or tap for the full solution

Q.67 The secretory phase in the human menstrual cycle is also called : [AIPMT 2012 (Mains)]

(1) Follicular phase lasting for about 6 days

(2) Luteal phase and lasts for about 13 days

(3) Follicular phase and lasts for about 13 days

(4) Luteal phase and lasts for about 6 days

Scan or tap for the full solution

Q.68 Identify the human developmental stage shown below as well as the related right place of its occurrence in a normal pregnant woman, and select the right option for the two, together. [AIPMT 2012 (Mains)]

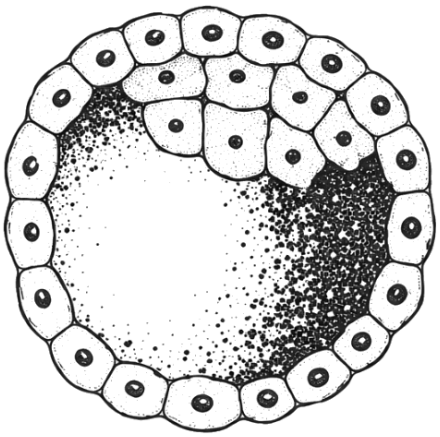

(1) Developmental stage ⟶ Late morula, Site of occurrence ⟶ Middle part of Fallopian tube
(2) Developmental stage ⟶ Blastula, Site of occurrence ⟶ End part of Fallopian tube
(3) Developmental stage ⟶ 8-celled morula, Site of occurrence ⟶ Starting point of Fallopian tube
(4) Developmental stage ⟶ Blastocyst, Site of occurrence ⟶ Uterine wall

Scan or tap for the full solution

Q.69 Which one of the following statements is false in respect of viability of mammalian sperm? [AIPMT 2012 (Prelims)]
(1) Viability of sperm is determined by its motility
(2) Sperms must be concentrated in a thick suspension
(3) Sperm is viable for only up to 24 hours
(4) Survival of sperm depends on the pH of the medium and is more active in alkaline medium

Scan or tap for the full solution

Q.70 Signals for parturition originate from : [AIPMT 2012 (Prelims)]
(1) Placenta only
(2) Fully developed foetus only
(3) Both placenta as well as fully developed foetus
(4) Oxytocin released from maternal pituitary

Scan or tap for the full solution

Q.71 In a normal pregnant woman, the amount of total gonadotropin activity was assessed. The result expected was : [AIPMT 2012 (Prelims)]
(1) High levels of FSH and LH in uterus to stimulate endometrial thickening
(2) High level of circulating HCG to stimulate estrogen and progesterone synthesis
(3) High level of circulating FSH and LH in the uterus to stimulate implantation of the embryo
(4) High level of circulating HCG to stimulate endometrial thickening

Scan or tap for the full solution

Q.72 The Leydig's cells as found in the human body are the secretory source of [AIPMT 2012 (Prelims)]
(1) Glucagon (2) Androgens
(3) Progesterone (4) Intestinal mucus

Scan or tap for the full solution

Q.73 What happens during fertilization in humans after many sperms reach close to the ovum? [AIPMT 2011 (Mains)]
(1) Only two sperms nearest the ovum penetrate zona pellucida
(2) Secretions of acrosome help one sperm enter cytoplasm of ovum through zona pellucida
(3) All sperms except the one nearest to the ovum lose their tails
(4) Cells of corona radiata trap all the sperms except one.

Scan or tap for the full solution

Q.74 About which day in a normal human menstrual cycle does rapid secretion of LH (popularly called LH-surge) normally occur? [AIPMT 2011 (Mains)]
(1) 11th day (2) 14th day
(3) 20th day (4) 5th day

Scan or tap for the full solution

Q.75 If for some reason, the vasa efferentia in the human reproductive system get blocked, the gametes will not be transported from : [AIPMT 2011 (Prelims)]
(1) Vagina to uterus
(2) Testes to epididymis
(3) Epididymis to vas deferens
(4) Ovary to uterus

Solution

Q.76 The testes in humans are situated outside the abdominal cavity inside a pouch called scrotum. The purpose served is for : [AIPMT 2011 (Prelims)]
(1) providing a secondary sexual feature for exhibiting the male sex
(2) maintaining the scrotal temperature lower than the internal body temperature
(3) escaping any possible compression by the visceral organs
(4) providing more space for the growth of epididymis

Scan or tap for the full solution

Q.77 The figure given below depicts a diagrammatic sectional view of the female reproductive system of humans. Which one set of three parts out of I-VI have been correctly identified? [AIPMT 2011 (Prelims)]

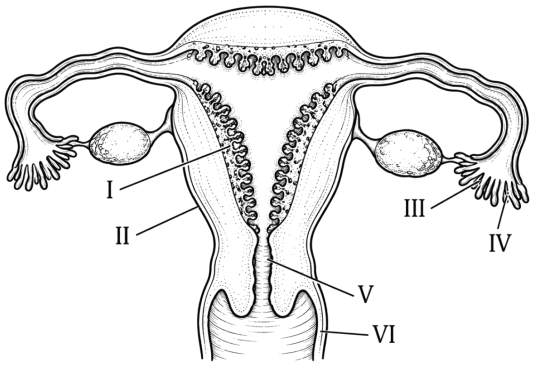

(1) (I) Perimetrium, (II) Myometrium, (III) Fallopian tube
(2) (II) Endometrium, (III) Infundibulum, (IV) Fimbriae
(3) (III) Infundibulum, (IV) Fimbriae, (V) Cervix
(4) (IV) Oviducal funnel, (V) Uterus, (VI) Cervix

Scan or tap for the full solution

Q.78 Signals from fully developed foetus and placenta ultimately lead to parturition which requires the release of [AIPMT 2010 (Mains)]
(1) Oxytocin from maternal pituitary
(2) Oxytocin from foetal pituitary
(3) Relaxin from placenta
(4) Estrogen from placenta

Solution

Q.79 In human female the blastocyst [AIPMT 2010 (Mains)]
(1) gets implanted into uterus 3 days after ovulation
(2) gets nutrition from uterine endometrial secretion only after implantation
(3) gets implanted in endometrium by the trophoblast cells
(4) forms placenta even before implantation

Scan or tap for the full solution

Q.80 Secretions from which one of the following are rich in fructose, calcium and some enzymes? [AIPMT 2010 (Mains)]
(1) Liver (2) Pancreas
(3) Salivary glands (4) Male accessory glands

Scan or tap for the full solution

Q.81 Sertoli cells are found in : [AIPMT 2010 (Prelims)]
(1) ovaries and secrete progesterone
(2) adrenal cortex and secrete adrenaline
(3) seminiferous tubules and provide nutrition to germ cells
(4) pancreas and secrete cholecystokinin

Scan or tap for the full solution

Q.82 Vasa efferentia are the ductules leading from : [AIPMT 2010 (Prelims)]
(1) Testicular lobules to rete testis
(2) Rete testis to vas deferens
(3) Vas deferens to epididymis
(4) Epididymis to urethra

Solution

Q.83 Seminal plasma in human males is rich in [AIPMT 2010 (Prelims)]
(1) fructose and calcium
(2) glucose and calcium
(3) DNA and testosterone
(4) ribose and potassium

Solution

Q.84 The first movements of the foetus and appearance of hair on its head are usually observed during which month of pregnancy? [AIPMT 2010 (Prelims)]
(1) Fourth month (2) Fifth month
(3) Sixth month (4) Third month

Scan or tap for the full solution

Q.85 The second maturation division of the mammalian ovum occurs [AIPMT 2010 (Prelims)]
(1) Shortly after ovulation before the ovum makes entry into the Fallopian tube
(2) Until after the ovum has been penetrated by a sperm
(3) Until the nucleus of the sperm has fused with that of the ovum
(4) in the Graafian follicle following the first maturation division

Scan or tap for the full solution

Q.86 Which one of the following statements about human sperm is correct? [AIPMT 2010 (Prelims)]
(1) Acrosome has a conical pointed structure used for piercing and penetrating the egg, resulting in fertilisation
(2) The sperm lysins in the acrosome dissolve the egg envelope facilitating fertilisation
(3) Acrosome serves as a sensory structure leading the sperm towards the ovum
(4) Acrosome serves no particular function

Scan or tap for the full solution

Q.87 Which one of the following statements about morula in humans is correct? [AIPMT 2010 (Prelims)]
(1) It has almost equal quantity of cytoplasm as an uncleaved zygote but much more DNA
(2) It has far less cytoplasm as well as less DNA than in an uncleaved zygote
(3) It has more or less equal quantity of cytoplasm and DNA as in uncleaved zygote

PrepBlink

(4) It has more cytoplasm and more DNA than an uncleaved zygote

Scan or tap for the full solution

Q.88 The part of Fallopian tube closest to the ovary is [AIPMT 2010 (Prelims)]

(1) Isthmus (2) Infundibulum
(3) Cervix (4) Ampulla

Scan or tap for the full solution

Q.89 Seminal plasma in humans is rich in : [AIPMT 2009]

(1) Fructose, calcium and certain enzymes
(2) Fructose and certain enzymes but poor calcium
(3) Glucose and certain enzymes but has no calcium
(4) Fructose and calcium but has no enzyme

Scan or tap for the full solution

Q.90 Which one of the following is the correct matching of the events occurring during menstrual cycle? [AIPMT 2009]

(1) Ovulation: LH and FSH attain peak level and sharp fall in the secretion of progesterone
(2) Menstruation: Breakdown of myometrium and ovum not fertilised
(3) Secretory phase: Development of corpus luteum and increased secretion of progesterone
(4) Proliferative phase: Rapid regeneration of myometrium and maturation of Graafian follicle

Scan or tap for the full solution

Q.91 Given below is a diagrammatic sketch for a portion of human male reproductive system. Select the correct set of the names of the parts labelled A, B, C, D. [AIPMT 2009]

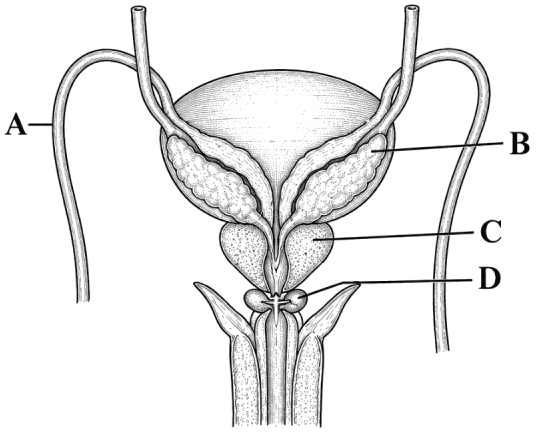

(1) A - Ureter, B - Seminal vesicle, C - Prostate, D - Bulbourethral gland
(2) A - Vas deferens, B - Seminal vesicle, C - Prostate, D - Bulbourethral gland
(3) A - Vas deferens, B - Seminal vesicle, C - Bulbourethral gland, D - Prostate
(4) A - Ureter, B - Prostate, C - Seminal vesicle, D - Bulbourethral gland

Scan or tap for the full solution

Q.92 Foetal ejection reflex in human female is induced by [AIPMT 2009]

(1) Pressure exerted by amniotic fluid
(2) Differentiation of mammary glands
(3) Release of oxytocin from pituitary
(4) Fully developed foetus and placenta

Scan or tap for the full solution

Q.93 The correct sequence of spermatogenetic stages leading to the formation of sperms in a mature human testis is: [AIPMT 2009]

(1) spermatocyte - spermatogonia - spermatid - sperms
(2) spermatogonia - spermatid - spermatocyte - sperms
(3) spermatid - spermatocyte - spermatogonia - sperms
(4) spermatogonia - spermatocyte - spermatid - sperms

Scan or tap for the full solution

Q.94 Which one of the following is the most likely root cause why menstruation is not taking place in regularly cycling human female? [AIPMT 2009]

(1) Retention of well-developed corpus luteum
(2) Maintenance of high concentration of sex hormones in the blood stream
(3) Maintenance of the hypertrophical endometrial lining
(4) Fertilisation of the ovum

Scan or tap for the full solution

Q.95 A change in the amount of yolk and its distribution in the egg will affect: [AIPMT 2009]

(1) Fertilisation
(2) Pattern of cleavage
(3) Formation of zygote
(4) Number of blastomeres produced

Scan or tap for the full solution

Q.96 In humans, at the end of the first meiotic division, the male germ cells differentiate into the: [AIPMT 2008]

(1) secondary spermatocytes
(2) spermatogonia
(3) primary spermatocytes
(4) spermatids

Solution

Q.97 Which one of the following statements is incorrect about menstruation? [AIPMT 2008]

(1) The beginning of the cycle of menstruation is called menarche
(2) At menopause in the female, there is especially abrupt increase in gonadotropic hormones
(3) The menstrual fluid can easily clot
(4) During normal menstruation about 40 ml blood is lost

Scan or tap for the full solution

Q.98 Which extraembryonic membrane in humans prevents desiccation of the embryo inside the uterus? [AIPMT 2008]

(1) Yolk sac (2) Amnion
(3) Chorion (4) Allantois

Scan or tap for the full solution

Q.99 Which part of ovary in mammals acts as an endocrine gland after ovulation? [AIPMT 2007]

(1) Stroma
(2) Vitelline membrane
(3) Germinal epithelium
(4) Graafian follicle

Solution

Q.100 Sertoli cells are regulated by the pituitary hormone known as- [AIPMT 2006]

(1) LH (2) FSH (3) GH (4) Prolactin

Scan or tap for the full solution

Q.101 Withdrawal of which of the following hormones is the immediate cause of menstruation? [AIPMT 2006]

(1) Progesterone (2) FSH
(3) FSH-RH (4) Estrogen

Scan or tap for the full solution

Q.102 Grey crescent is the area - [AIPMT 2005]

(1) Just opposite to the site of entry of sperm into ovum
(2) At the point of entry of sperm into ovum
(3) At the vegetal pole
(4) At the animal pole

Scan or tap for the full solution

Q.103 If mammalian ovum fails to get fertilized, which one of the following is unlikely? [AIPMT 2005]

(1) Corpus luteum will disintegrate
(2) Estrogen secretion further decreases
(3) Primary follicle starts developing
(4) Progesterone secretion rapidly declines

Scan or tap for the full solution

Q.104 Ovulation in the human female normally takes place during the menstrual cycle [AIPMT 2004]

(1) At the beginning of the proliferative phase
(2) At the mid secretory phase
(3) Just before the end of the secretory cycle
(4) At the end of the proliferative phase

Scan or tap for the full solution

Q.105 Which of the following hormones is not a secretion product of human placenta? [AIPMT 2004]

(1) Estrogen
(2) Progesterone
(3) Prolactin
(4) Human chorionic gonadotropin

Solution

Q.106 Bartholin's glands are situated [AIPMT 2003]

(1) on the sides of the head of some amphibians
(2) at the reduced tail end of birds
(3) on either side of vagina in humans
(4) on either side of vas deferens in humans.

Scan or tap for the full solution

Q.107 During embryonic development, the establishment of polarity along anterior/posterior, dorsal/ventral or medial/lateral axis is called: [AIPMT 2003]

(1) Organizer phenomena
(2) Pattern formation
(3) Axis formation
(4) Anamorphosis

Solution

Q.108 Mainly which type of hormones control the menstrual cycle in human beings? [AIPMT 2002]

(1) FSH (2) LH
(3) FSH, LH, estrogen (4) progesterone

Scan or tap for the full solution

Q.109 What is true for cleavage? [AIPMT 2002]

(1) Size of embryo decreases

(2) Size of embryo increases

(3) Size of cells increases

(4) Size of cells decreases

Solution

Q.110 Which set is similar? [AIPMT 2001]

(1) Corpus luteum – Graafian follicles

(2) Sebum – Sweat

(3) Bundle of His – Pacemaker

(4) Vitamin B_7 – Niacin

Solution

Q.111 Which set is similar? [AIPMT 2001]

(1) Vitamin B_7 – Niacin

(2) Sebum – Sweat

(3) Corpus luteum – Graafian follicles

(4) Bundle of His – Pacemaker

Scan or tap for the full solution

Q.112 Cleavage in mammals is [AIPMT 2000]

(1) holoblastic equal (2) holoblastic unequal

(3) superficial (4) discoidal.

Scan or tap for the full solution

Q.113 Blastopore is the pore of: [AIPMT 2000]

(1) A.C. (2) Archenteron

(3) Blastocoel (4) Coelom

Scan or tap for the full solution

ANSWER KEY

Ques.	1	2	3	4	5	6	7
Ans.	**4**	**2**	**2**	**4**	**1**	**4**	**1**
Ques.	8	9	10	11	12	13	14
Ans.	**4**	**2**	**3**	**3**	**4**	**1**	**1**
Ques.	15	16	17	18	19	20	21
Ans.	**3**	**1**	**3**	**3**	**1**	**1**	**3**
Ques.	22	23	24	25	26	27	28
Ans.	**1**	**4**	**4**	**3**	**2**	**4**	**4**
Ques.	29	30	31	32	33	34	35
Ans.	**2**	**1**	**1**	**3**	**1**	**4**	**1**
Ques.	36	37	38	39	40	41	42
Ans.	**3**	**4**	**3**	**4**	**1**	**3**	**2**
Ques.	43	44	45	46	47	48	49
Ans.	**3**	**3**	**4**	**1**	**4**	**1**	**2**
Ques.	50	51	52	53	54	55	56
Ans.	**2**	**4**	**2**	**3**	**4**	**1**	**3**
Ques.	57	58	59	60	61	62	63
Ans.	**3**	**2**	**1**	**2**	**3**	**2**	**4**
Ques.	64	65	66	67	68	69	70
Ans.	**1**	**3**	**2**	**2**	**4**	**3**	**3**
Ques.	71	72	73	74	75	76	77
Ans.	**2**	**2**	**2**	**2**	**2**	**2**	**3**
Ques.	78	79	80	81	82	83	84
Ans.	**1**	**3**	**4**	**3**	**2**	**1**	**2**
Ques.	85	86	87	88	89	90	91
Ans.	**2**	**2**	**1**	**2**	**1**	**3**	**2**
Ques.	92	93	94	95	96	97	98
Ans.	**4**	**4**	**2**	**2**	**1**	**3**	**2**
Ques.	99	100	101	102	103	104	105
Ans.	**4**	**2**	**1**	**1**	**2**	**4**	**3**
Ques.	106	107	108	109	110	111	112
Ans.	**3**	**1**	**3**	**4**	**1**	**3**	**2**
Ques.	113						
Ans.	**2**						

PrepBlink