PYQSide PYQSide.com — free PYQs with solutions Powered by PrepBlink

NEET BODY FLUIDS AND CIRCULATION — PYQS

Max. Marks: 300 **Questions:** 75

Section A (MCQ) — 75 questions

Q.1 The WBC count of a person's blood sample is 8000/cu.mm. How many eosinophils and lymphocytes would be in the same blood sample approximately ? [NEET (UG) 2026]

(1) 300 – 500/cu.mm and 500 – 700/cu.mm, respectively
(2) 300 – 500/cu.mm and 1200 – 1500/cu.mm, respectively
(3) 100 – 120/cu.mm and 160 – 200/cu.mm, respectively
(4) 160 – 240/cu.mm and 1600 – 2000/cu.mm, respectively

Scan or tap for the full solution

Q.2 Select the incorrect statements with reference to Rh grouping.

A. Erythroblastosis foetalis is a condition observed having foetus with Rh^{-ve} blood and mother with Rh^{+ve} blood.
B. Rh antigen is observed on RBCs in the majority of human beings.
C. Before blood transfusion, Rh group should also be matched.
D. Rh incompatibility is observed when a pregnant mother is Rh^{-ve} and the foetus is Rh^{+ve}.
E. Erythroblastosis foetalis can be avoided by administering anti-Rh antibodies to the mother immediately after the delivery of the second child.

Choose the answer from the options given below: [NEET (UG) 2026]

(1) A and B only (2) C and D only
(3) A and E only (4) B and C only

Scan or tap for the full solution

Q.3 Which of the following statements is incorrect? [RE-NEET (UG) 2026]

(1) Fibrinogen is produced from fibrin
(2) Blood coagulates in response to an injury
(3) Blood clot consists of fibrins
(4) Fibrin is produced from fibrinogen

Scan or tap for the full solution

Q.4 The number of action potentials generated by sino-atrial node (SAN) in a healthy human is _____ per minute. [RE-NEET (UG) 2026]

(1) 120–140 (2) 28–30
(3) 70–75 (4) 100–110

Scan or tap for the full solution

Q.5 The opening between the right atrium and the right ventricle is guarded by _____. [RE-NEET (UG) 2026]

(1) sino-atrial node (2) bicuspid valve
(3) tricuspid valve (4) semilunar valve

Scan or tap for the full solution

Q.6 Cardiac activities of the heart are regulated by:

A. Nodal tissue
B. A special neural centre in the medulla oblongata
C. Adrenal medullary hormones
D. Adrenal cortical hormones

Choose the correct answer from the options given below : [NEET (UG) 2025]

(1) A, C and D Only (2) A, B and D Only
(3) A, B and C Only (4) A, B, C and D

Scan or tap for the full solution

Q.7 Following are the stages of pathway for conduction of an action potential through the heart

A. AV bundle B. Purkinje fibres
C. AV node D. Bundle branches
E. SA node

Choose the correct sequence of pathway from the options given below [NEET (UG) 2024]

(1) E-C-A-D-B (2) A-E-C-B-D
(3) B-D-E-C-A (4) E-A-D-B-C

Scan or tap for the full solution

Q.8 Match **List I** with **List II** :

List - I		List - II	
A.	P wave	I.	Heart muscles are electrically silent.
B.	QRS complex	II.	Depolarisation of ventricles.

List - I		List - II	
C.	T wave	III.	Depolarisation of atria.
D.	T-P gap	IV.	Repolarisation of ventricles.

Choose the correct answer from the options given below : [NEET (UG) 2024]

(1) A-I, B-III, C-IV, D-II
(2) A-III, B-II, C-IV, D-I
(3) A-II, B-III, C-I, D-IV
(4) A-IV, B-II, C-I, D-III

Solution

Q.9 A person with blood group ARh^- can receive the blood transfusion from which of the following types?

A. BRh^- B. $ABRh^-$
C. ORh^- D. ARh^-
E. ARh^+

Choose the correct answer from the options given below : [RE-NEET (UG) 2024]

(1) D and E only (2) D only
(3) A and B only (4) C and D only

Scan or tap for the full solution

Q.10 'Lub' sound of Heart is caused by the _____. [RE-NEET (UG) 2024]

(1) closure of the semilunar valves
(2) opening of tricuspid and bicuspid valves
(3) opening of the semilunar valves
(4) closure of the tricuspid and bicuspid valves

Scan or tap for the full solution

Q.11 Match **List I** with **List II**.

List I		List II	
A.	P-wave	I.	Beginning of systole
B.	Q-wave	II.	Repolarisation of ventricles
C.	QRS complex	III.	Depolarisation of atria
D.	T-wave	IV.	Depolarisation of ventricles

Choose the correct answer from the options given below : [NEET (UG) 2023]

(1) A-IV, B-III, C-II, D-I
(2) A-II, B-IV, C-I, D-III
(3) A-I, B-II, C-III, D-IV
(4) A-III, B-I, C-IV, D-II

Solution

Q.12 Which of the following statements are correct?

A. Basophils are most abundant cells of the total WBCs
B. Basophils secrete histamine, serotonin and heparin
C. Basophils are involved in inflammatory response
D. Basophils have kidney shaped nucleus
E. Basophils are agranulocytes

Choose the correct answer from the options given below: [NEET (UG) 2023]

(1) C and E only (2) B and C only
(3) A and B only (4) D and E only

Scan or tap for the full solution

Q.13 Given below are two statements:

Statement-I: The coagulum is formed of network of threads called thrombins.

Statement-II: Spleen is the graveyard of erythrocytes.

In the light of the above statements, choose the most appropriate answer from the options given below: [NEET (UG) 2022]

(1) Both Statement-I and Statement-II are correct
(2) Both Statement-I and Statement-II are incorrect
(3) Statement-I is correct but Statement-II is incorrect
(4) Statement-I is incorrect but Statement-II is correct

Scan or tap for the full solution

Q.14 Which one of the following statements is correct? [NEET (UG) 2022]

(1) The atrio-ventricular node (AVN) generates an action potential to stimulate atrial contraction
(2) The tricuspid and the bicuspid valves open due to the pressure exerted by the simultaneous contraction of the atria
(3) Blood moves freely from atrium to the ventricle during joint diastole.
(4) Increased ventricular pressure causes closing of the semilunar valves.

Scan or tap for the full solution

Q.15 A unique vascular connection between the digestive tract and liver is called_____. [NEET (UG) 2022 (Phase 2)]

(1) Hepato-cystic system
(2) Hepato-pancreatic system
(3) Hepatic portal system
(4) Renal portal system

Solution

Q.16 Arrange the following formed elements in the decreasing order of their abundance in blood in humans:

A. Platelets B. Neutrophils
C. Erythrocytes D. Eosinophils
E. Monocytes

Choose the most appropriate answer from the options given below: [NEET (UG) 2022 (Phase 2)]

(1) A, C, B, D, E (2) C, A, B, E, D

(3) C, B, A, E, D (4) D, E, B, A, C

Scan or tap for the full solution

Q.17 Persons with 'AB' blood group are called as "Universal recipients". This is due to : [NEET (UG) 2021]

(1) Absence of antibodies, anti-A and anti-B, in plasma

(2) Absence of antigens A and B on the surface of RBCs

(3) Absence of antigens A and B in plasma

(4) Presence of antibodies, anti-A and anti-B, on RBCs

Scan or tap for the full solution

Q.18 Which enzyme is responsible for the conversion of inactive fibrinogens to fibrins? [NEET (UG) 2021]

(1) Thrombokinase (2) Thrombin

(3) Renin (4) Epinephrine

Scan or tap for the full solution

Q.19 Match the following columns and select the correct option. [NEET (UG) 2020]

Column-I		Column-II	
a.	Eosinophils	i.	Immune response
b.	Basophils	ii.	Phagocytosis
c.	Neutrophils	iii.	Release histaminase, destructive enzymes
d.	Lymphocytes	iv.	Release granules containing histamine

(1) (a)-(iii), (b)-(iv), (c)-(ii), (d)-(i)

(2) (a)-(iv), (b)-(i), (c)-(ii), (d)-(iii)

(3) (a)-(i), (b)-(ii), (c)-(iii), (d)-(iv)

(4) (a)-(ii), (b)-(i), (c)-(iii), (d)-(iv)

Solution

Q.20 The QRS complex in a standard ECG represents [NEET (UG) 2020]

(1) Repolarisation of ventricles

(2) Repolarisation of auricles

(3) Depolarisation of auricles

(4) Depolarisation of ventricles

Solution

Q.21 Match the **Column-I** with **Column-II** :

Column-I		Column-II	
a.	P-wave	i.	Depolarisation of ventricles
b.	QRS complex	ii.	Repolarisation of ventricles
c.	T-wave	iii.	Coronary ischemia
d.	Reduction in the size of T-wave	iv.	Depolarisation of atria
		v.	Repolarisation of atria

Select the correct option. [NEET (UG) 2019]

(1) (a)-(iv), (b)-(i), (c)-(ii), (d)-(iii)

(2) (a)-(iv), (b)-(i), (c)-(ii), (d)-(v)

(3) (a)-(ii), (b)-(i), (c)-(v), (d)-(iii)

(4) (a)-(ii), (b)-(iii), (c)-(v), (d)-(iv)

Solution

Q.22 What would be the heart rate of a person if the cardiac output is 5 L, blood volume in the ventricles at the end of diastole is 100 mL and at the end of ventricular systole is 50 mL? [NEET (UG) 2019]

(1) 100 beats per minute

(2) 125 beats per minute

(3) 50 beats per minute

(4) 75 beats per minute

Solution

Q.23 Match the items given in **column I** with those in **column II** and select the correct option given below. [NEET 2018]

Column I		Column II	
a.	Tricuspid valve	i.	Between left atrium and left ventricle
b.	Bicuspid valve	ii.	Between right ventricle and pulmonary artery
c.	Semilunar valve	iii.	Between right atrium and right ventricle

(1) (a)-(i), (b)-(ii), (c)-(iii)

(2) (a)-(iii), (b)-(i), (c)-(ii)

(3) (a)-(i), (b)-(iii), (c)-(ii)

(4) (a)-(ii), (b)-(i), (c)-(iii)

Solution

Q.24 Match the items given in **column I** with those in **column II** and select the correct option given below. [NEET 2018]

Column I		Column II	
a.	Fibrinogen	i.	Osmotic balance
b.	Globulin	ii.	Blood clotting
c.	Albumin	iii.	Defence mechanism

(1) (a)-(i), (b)-(iii), (c)-(ii)

(2) (a)-(iii), (b)-(ii), (c)-(i)

(3) (a)-(ii), (b)-(iii), (c)-(i)

(4) (a)-(i), (b)-(ii), (c)-(iii)

Solution

Q.25 Adult human RBCs are enucleate. Which of the following statement(s) is/are most appropriate explanation for this feature?

A. They do not need to reproduce.
B. They are somatic cells.
C. They do not metabolise.
D. All their internal space is available for oxygen transport. [NEET 2017]

(1) A only (2) A, C and D only
(3) B and C only (4) D only

Scan or tap for the full solution

Q.26 The hepatic portal vein drains blood to liver from [NEET 2017]

(1) stomach (2) kidneys
(3) intestine (4) heart.

Scan or tap for the full solution

Q.27 Blood pressure in the pulmonary artery is [NEET 2016 (Phase 1)]

(1) more than that in the pulmonary vein
(2) less than that in the venae cavae
(3) same as that in the aorta
(4) more than that in the carotid.

Solution

Q.28 Name the blood cells, whose reduction in number can cause clotting disorder, leading to excessive loss of blood from the body. [NEET 2016 (Phase 2)]

(1) Erythrocytes (2) Leucocytes
(3) Neutrophils (4) Thrombocytes

Scan or tap for the full solution

Q.29 Serum differs from blood in [NEET 2016 (Phase 2)]

(1) lacking globulins
(2) lacking albumins
(3) lacking clotting factors
(4) lacking antibodies.

Solution

Q.30 Which one of the following animals has two separate circulatory pathways? [AIPMT 2015]

(1) Whale (2) Shark (3) Frog (4) Lizard

Scan or tap for the full solution

Q.31 Doctors use stethoscope to hear the sounds produced during each cardiac cycle. The second sound is heard when [AIPMT 2015]

(1) AV node receives signal from SA node
(2) AV valves open up
(3) Ventricular walls vibrate due to gushing in of blood from atria
(4) Semilunar valves close down after the blood flows into vessels from ventricles.

Scan or tap for the full solution

Q.32 If you suspect major deficiency of antibodies in a person, to which of the following would you look for confirmatory evidence ? [AIPMT 2015]

(1) Fibrinogen in plasma
(2) Haemocytes
(3) Serum albumins
(4) Serum globulins

Solution

Q.33 Erythropoiesis starts in [AIPMT 2015 (Cancelled)]

(1) spleen (2) red bone marrow
(3) kidney (4) liver

Scan or tap for the full solution

Q.34 Which one of the following is correct? [AIPMT 2015 (Cancelled)]

(1) Lymph = Plasma + RBC + WBC
(2) Blood = plasma + RBC + WBC + Platelets
(3) Plasma = Blood − Lymphocytes
(4) Serum = Blood + Fibrinogen

Scan or tap for the full solution

Q.35 Blood pressure in the mammalian aorta is maximum during [AIPMT 2015 (Cancelled)]

(1) systole of the left ventricle
(2) diastole of the right atrium
(3) systole of the left atrium
(4) diastole of the right ventricle.

Solution

Q.36 Person with blood group AB is considered as universal recipient because he has [AIPMT 2014]

(1) both A and B antigens on RBC but no antibodies in the plasma
(2) both A and B antibodies in the plasma
(3) no antigen on RBC and no antibody in the plasma
(4) both A and B antigens in the plasma but no antibodies.

Scan or tap for the full solution

Q.37 How do parasympathetic neural signals affect the working of the heart? [AIPMT 2014]

(1) Reduce both heart rate and cardiac output.
(2) Heart rate is increased without affecting the cardiac output.
(3) Both heart rate and cardiac output increase.
(4) Heart rate decreases but cardiac output increases.

Scan or tap for the full solution

Q.38 The diagram given here is the standard ECG of a normal person. The P-wave represents the [NEET 2013]

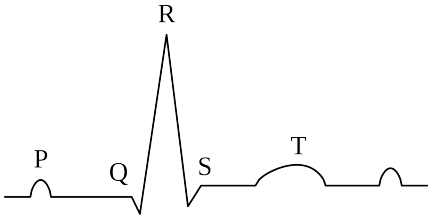

(1) beginning of the systole
(2) end of systole
(3) contraction of both the atria
(4) initiation of the ventricular contraction.

Scan or tap for the full solution

Q.39 The given figure shows schematic plan of blood circulation in humans with labels A to D. Identify the label and give its functions? [NEET 2013]

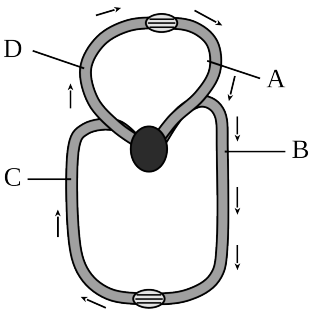

(1) A - Pulmonary vein - takes impure blood from body parts, pO_2 = 60 mm Hg
(2) B - Pulmonary artery - takes blood from heart to lungs, pO_2 = 90 mm Hg
(3) C - Vena cava - takes blood from body parts to right auricle, pCO_2 = 45 mm Hg
(4) D - Dorsal aorta - takes blood from heart to body parts, pO_2 = 95 mm Hg

Scan or tap for the full solution

Q.40 The figure shows blood circulation in humans with labels A to D. Select the option which gives correct identification of label and functions of the part. [NEET 2013 (Karnataka)]

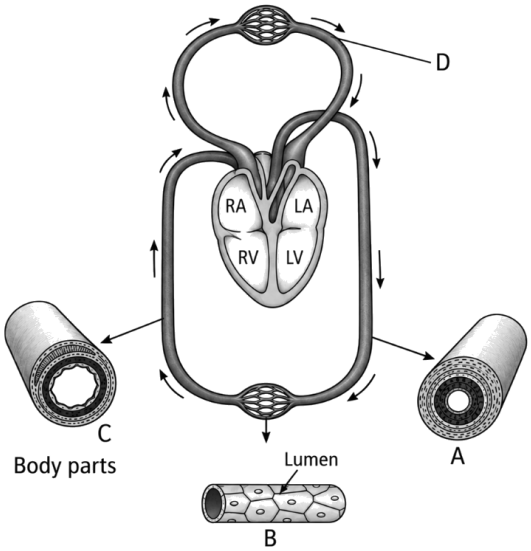

(1) A - Artery-Thick walled and blood flows evenly
(2) C - Vein-Thin walled and blood flows in jerks/spurts
(3) D - Pulmonary vein-Takes oxygenated blood to heart, pO_2 = 95 mmHg
(4) B - Capillary-Thin without muscle layer and wall two cell layers thick

Scan or tap for the full solution

Q.41 The figure shows a human blood cell. Identify it and give its characteristics. [NEET 2013 (Karnataka)]

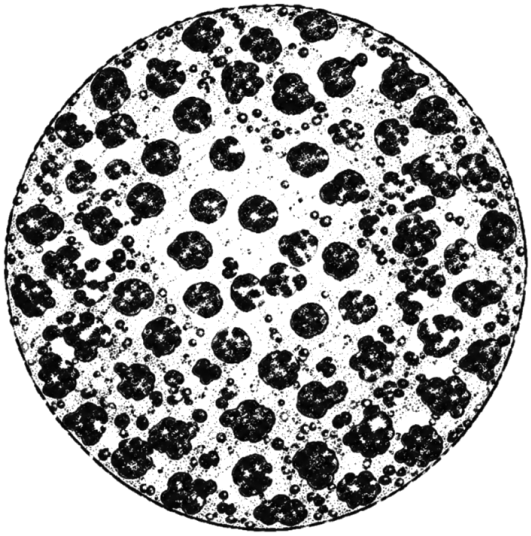

(1) Blood cell ⟶ Monocyte, Characteristics ⟶ Life span of 3 days, produces antibodies
(2) Blood cell ⟶ B-lymphocyte, Characteristics ⟶ Forms about 20% of blood cells involved in immune response
(3) Blood cell ⟶ Basophil, Characteristics ⟶ Secretes serotonin, inflammatory response
(4) Blood cell ⟶ Neutrophil, Characteristics ⟶ Most abundant blood cells, phagocytic

Scan or tap for the full solution

Q.42 Which one of the following human organs is often called the "graveyard" of RBCs? [AIPMT 2012 (Mains)]

(1) Gall bladder (2) Kidney
(3) Spleen (4) Liver

Solution

Q.43 A certain road accident patient with unknown blood group needs immediate blood transfusion. His one doctor friend at once offers his blood. What was the blood group of the donor? [AIPMT 2012 (Prelims)]

(1) Blood group B (2) Blood group AB
(3) Blood group O (4) Blood group A

Scan or tap for the full solution

Q.44 Given below is the ECG of a normal human. Which one of its components is correctly interpreted below? [AIPMT 2011 (Mains)]

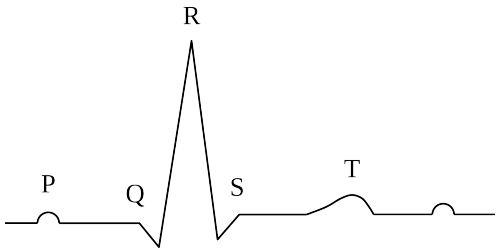

(1) Complex QRS - one complete pulse
(2) Peak T - initiation of total cardiac contraction
(3) Peak P and peak R together - systolic and diastolic blood pressures
(4) Peak P - initiation of left atrial contraction only

Scan or tap for the full solution

Q.45 'Bundle of His' is a part of which one of the following organs in humans? [AIPMT 2011 (Prelims)]

(1) Brain (2) Heart (3) Kidney (4) Pancreas

Scan or tap for the full solution

Q.46 Which one of the following plasma proteins is involved in the coagulation of blood? [AIPMT 2011 (Prelims)]

(1) Albumin (2) Serum amylase
(3) Globulin (4) Fibrinogen

Scan or tap for the full solution

Q.47 Arteries are best defined as the vessels which [AIPMT 2011 (Prelims)]

(1) supply oxygenated blood to the different organs
(2) carry blood away from the heart to different organs
(3) break up into capillaries which reunite to form a vein
(4) carry blood from one visceral organ to another visceral organ.

Scan or tap for the full solution

Q.48 Which one of the following statements is correct regarding blood pressure? [AIPMT 2011 (Prelims)]

(1) 130/90 mm Hg is considered high and requires treatment.
(2) 100/55 mm Hg is considered an ideal blood pressure.
(3) 105/50 mm Hg makes one very active.
(4) 190/110 mm Hg may harm vital organs like brain and kidney.

Scan or tap for the full solution

Q.49 A person with unknown blood group under ABO system, has suffered much blood loss in an accident and needs immediate blood transfusion. His friend who has valid certificate of his own blood type, offers for blood donation without delay. What would have been the type of blood group of the donor friend? [AIPMT 2011 (Prelims)]

(1) Type B (2) Type AB
(3) Type O (4) Type A

Scan or tap for the full solution

Q.50 Fastest distribution of some injectable material/medicine and with no risk of any kind can be achieved by injecting it into the [AIPMT 2010 (Mains)]

(1) muscles (2) arteries
(3) veins (4) lymph vessels

Scan or tap for the full solution

Q.51 Given below are four statements (i – iv) regarding human blood circulatory system.

(i) Arteries are thick-walled and have narrow lumen as compared to veins.
(ii) Angina is acute chest pain when the blood circulation to the brain is reduced.
(iii) Persons with blood group AB can donate blood to any person with any blood group under ABO system.
(iv) Calcium ions play a very important role in blood clotting.

Which two of the above statements are correct? [AIPMT 2010 (Mains)]

(1) (i) and (iv) (2) (i) and (ii)
(3) (ii) and (iii) (4) (iii) and (iv)

Scan or tap for the full solution

Q.52 The haemoglobin content per 100 mL of blood of a normal healthy human adult is [AIPMT 2010 (Mains)]

(1) 5–11 g (2) 25–30 g
(3) 17–20 g (4) 12–16 g

Scan or tap for the full solution

Q.53 If due to some injury the chordae tendineae of the tricuspid valve of the human heart is partially non-functional, what will be the immediate effect? [AIPMT 2010 (Prelims)]

(1) The flow of blood into the aorta will be slowed down
(2) The 'pacemaker' will stop working
(3) The blood will tend to flow back into the left atrium
(4) The flow of blood into the pulmonary artery will be reduced

Scan or tap for the full solution

Q.54 There is no DNA in [AIPMT 2009]

(1) mature RBCs
(2) a mature spermatozoan
(3) hair root
(4) an enucleated ovum.

Solution

Q.55 In a standard ECG which one of the following alphabets is the correct representation of the respective activity of the human heart? [AIPMT 2009]

(1) S - start of systole
(2) T - end of diastole
(3) P - depolarisation of the atria
(4) R - repolarisation of ventricles

Solution

Q.56 Globulins contained in human blood plasma are primarily involved in [AIPMT 2009]

(1) osmotic balance of body fluids
(2) oxygen transport in the blood
(3) clotting of blood
(4) defence mechanisms of body.

Solution

Q.57 Compared to blood our lymph has [AIPMT 2009]

(1) plasma without proteins
(2) more WBCs and no RBCs
(3) more RBCs and less WBCs
(4) no plasma.

Solution

Q.58 In humans, blood passes from the post caval to the diastolic right atrium of heart due to [AIPMT 2008]

(1) stimulation of the sino auricular node
(2) pressure difference between the post caval and atrium
(3) pushing open of the venous valves
(4) suction pull

Scan or tap for the full solution

Q.59 The most active phagocytic white blood cells are [AIPMT 2008]

(1) eosinophils and lymphocytes
(2) neutrophils and monocytes
(3) neutrophils and eosinophils
(4) lymphocytes and macrophages

Solution

Q.60 Which type of white blood cells are connected with the release of histamine and the natural anticoagulant heparin? [AIPMT 2008]

(1) Eosinophils (2) Monocytes
(3) Neutrophils (4) Basophils

Scan or tap for the full solution

Q.61 A drop of each of the following, is placed separately on four slides. Which of them will not coagulate? [AIPMT 2007]

(1) Blood serum
(2) Sample from the thoracic duct of lymphatic system
(3) Whole blood from pulmonary vein
(4) Blood plasma

Scan or tap for the full solution

Q.62 If you suspect major deficiency of antibodies in a person, to which of the following would you look for confirmatory evidence? [AIPMT 2007]

(1) Serum albumins
(2) Fibrinogen in the plasma
(3) Serum globulins
(4) Haemocytes

Solution

Q.63 Examination of blood of a person suspected of having anaemia shows large, immature, nucleated erythrocytes without haemoglobin. Supplementing his diet with which of the following is likely to alleviate his symptoms? [AIPMT 2006]

(1) Iron compounds
(2) Thiamine
(3) Folic acid and cobalamin
(4) Riboflavin

Solution

Q.64 You are required to draw blood from a patient and to keep it in a test tube for analysis of blood corpuscles and plasma. You are also provided with the following four types of test tubes. Which of these will you not use for the purpose? [AIPMT 2004]

(1) Test tube containing calcium bicarbonate
(2) Chilled test tube
(3) Test tube containing heparin

(4) Test tube containing sodium oxalate.

Scan or tap for the full solution

Q.65 Systemic heart refers to [AIPMT 2003]

(1) the heart that contracts under stimulation from nervous system

(2) left auricle and left ventricle in higher vertebrates

(3) entire heart in lower vertebrates

(4) the two ventricles together in humans.

Scan or tap for the full solution

Q.66 The cardiac pacemaker in a patient fails to function normally. The doctors find that an artificial pacemaker is to be grafted in him. It is likely that it will be grafted at the site of [AIPMT 2003]

(1) atrioventricular bundle

(2) Purkinje system

(3) sino-atrial node

(4) atrioventricular node.

Solution

Q.67 Bundle of His is a network of [AIPMT 2003]

(1) muscle fibres distributed throughout the heart walls

(2) muscle fibres found only in the ventricle wall

(3) nerve fibres distributed in ventricles

(4) nerve fibres found throughout the heart.

Scan or tap for the full solution

Q.68 In the ABO system of blood groups, if both antigens are present but no antibody, the blood group of the individual would be [AIPMT 2003]

(1) B (2) O (3) AB (4) A.

Scan or tap for the full solution

Q.69 Impulse of heart beat originates from [AIPMT 2002]

(1) SA node (2) AV node

(3) vagus nerve (4) cardiac nerve

Scan or tap for the full solution

Q.70 Which of the following statements is true for lymph? [AIPMT 2002]

(1) WBC + serum

(2) Blood − RBCs and some proteins

(3) RBCs + WBCs + plasma

(4) RBCs + proteins + platelets

Scan or tap for the full solution

Q.71 Continuous bleeding from an injured part of body is due to deficiency of [AIPMT 2002]

(1) vitamin A (2) vitamin B

(3) vitamin K (4) vitamin E.

Scan or tap for the full solution

Q.72 What is correct for blood group O? [AIPMT 2001]

(1) No antigens but both a and b antibodies are present

(2) A antigen and b antibody present

(3) Antigen and antibody both absent

(4) A and B antigens and a, b antibodies present

Scan or tap for the full solution

Q.73 Difference between pulmonary artery and pulmonary vein is that, the pulmonary artery has [AIPMT 2000]

(1) no endothelium (2) valves

(3) thicker walls (4) oxygenated blood

Scan or tap for the full solution

Q.74 In which point, pulmonary artery is different from pulmonary vein? [AIPMT 2000]

(1) Its lumen is broad

(2) Its wall is thick

(3) It has valves

(4) It does not possess endothelium

Solution

Q.75 Which statement is true for WBC? [AIPMT 2000]

(1) Non-nucleated

(2) In deficiency, cancer is caused

(3) Manufactured in thymus

(4) Can squeeze through blood capillaries

Scan or tap for the full solution

ANSWER KEY

Ques.	1	2	3	4	5	6	7	8	9	10	11
Ans.	4	3	1	3	3	3	1	2	4	4	4
Ques.	12	13	14	15	16	17	18	19	20	21	22
Ans.	2	4	3	3	2	1	2	1	4	1	1
Ques.	23	24	25	26	27	28	29	30	31	32	33
Ans.	2	3	4	3	1	4	3	1	4	4	2
Ques.	34	35	36	37	38	39	40	41	42	43	44
Ans.	2	1	1	1	3	3	3	3	3	3	1
Ques.	45	46	47	48	49	50	51	52	53	54	55
Ans.	2	4	2	4	3	3	1	4	4	1	3
Ques.	56	57	58	59	60	61	62	63	64	65	66
Ans.	4	2	2	2	4	1	3	3	1	3	3
Ques.	67	68	69	70	71	72	73	74	75		
Ans.	2	3	1	2	3	1	3	2	4		