PYQSide PYQSide.com — free PYQs with solutions Powered by TestBlink

NEET BIOMOLECULES — PROTEINS — PYQS

Max. Marks: 44 **Questions:** 11

Section A (MCQ) — 11 questions

Q.1 The correct statement about peptides and proteins is [RE-NEET (UG) 2026]

(1) In α-helices, the polypeptide chain is twisted into a left-handed screw (helix) through intramolecular hydrogen bonds

(2) Tertiary structure of proteins has two or more polypeptide subunits

(3) Only the proteins having a quaternary structure are biologically active

(4) In β-pleated sheet structures, peptide chains are held together by intermolecular hydrogen bonds

Scan or tap for the full solution

Q.2 The incorrect statement about denaturation of proteins is : [NEET (UG) 2022 (Phase 2)]

(1) Uncoiling of the helical structure takes place

(2) It results due to change of temperature and/or pH

(3) It results in loss of biological activity of proteins

(4) A protein is formed from amino acids linked by peptide bonds

Scan or tap for the full solution

Q.3 Which of the following statements is not correct? [NEET 2017]

(1) Ovalbumin is a simple food reserve in egg-white.

(2) Blood proteins thrombin and fibrinogen are involved in blood clotting.

(3) Denaturation makes the proteins more active.

(4) Insulin maintains sugar level in the blood of a human body.

Scan or tap for the full solution

Q.4 In a protein molecule various amino acids are linked together by [NEET 2016 (Phase 1)]

(1) peptide bond (2) dative bond

(3) α-glycosidic bond (4) β-glycosidic bond.

Scan or tap for the full solution

Q.5 Which of the statements about "Denaturation" given below are correct?

A. Denaturation of proteins causes loss of secondary and tertiary structures of the protein.

B. Denaturation leads to the conversion of double strand of DNA into single strand.

C. Denaturation affects primary structure which gets distorted. [AIPMT 2011 (Mains)]

(1) B and C (2) A and C

(3) A and B (4) A, B and C

Scan or tap for the full solution

Q.6 Which functional group participates in disulphide bond formation in proteins? [AIPMT 2005]

(1) Thioester (2) Thioether

(3) Thiol (4) Thiolactone

Scan or tap for the full solution

Q.7 The cell membranes are mainly composed of [AIPMT 2005]

(1) fats (2) proteins

(3) phospholipids (4) carbohydrates

Scan or tap for the full solution

Q.8 The correct statement in respect of protein haemoglobin is that it [AIPMT 2004]

(1) functions as a catalyst for biological reactions

(2) maintains blood sugar level

(3) acts as an oxygen carrier in the blood

(4) forms antibodies and offers resistance to diseases.

Scan or tap for the full solution

Q.9 The helical structure of protein is stabilised by [AIPMT 2004]

(1) dipeptide bonds (2) hydrogen bonds

(3) ether bonds (4) peptide bonds

Scan or tap for the full solution

Q.10 Which of the following structures represents the peptide chain? [AIPMT 2004]

(1) 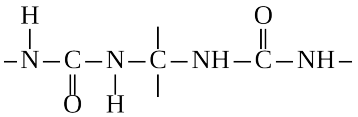

(2) 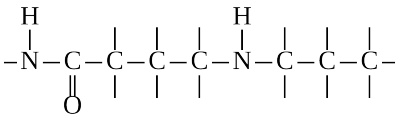

(3) 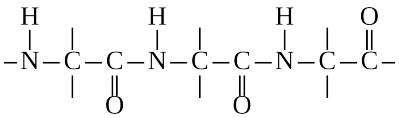

(4) 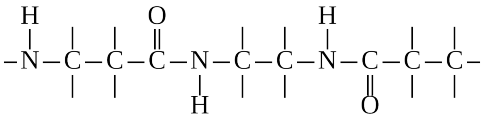

Scan or tap for the full solution

Q.11 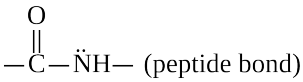 (peptide bond)

Which statement is incorrect about peptide bond?

[AIPMT 2001]

(1) C–N bond length in proteins is longer than usual bond length of N–C bond.

(2) Spectroscopic analysis shows planar structure of 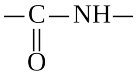 group.

(3) C–N bond length in proteins is smaller than usual bond length of C–N bond.

(4) None of the above.

Scan or tap for the full solution

ANSWER KEY

Ques.	1	2	3	4	5	6	7	8	9	10	11
Ans.	**4**	**4**	**3**	**1**	**3**	**3**	**3**	**3**	**2**	**3**	**1**