PYQSide PYQSide.com — free PYQs with solutions Powered by PrepBlink

NEET ORGANISMS AND POPULATIONS — POPULATION ATTRIBUTES (DENSITY, NATALITY, MORTALITY, AGE PYRAMIDS) — PYQS

Max. Marks: 40 **Questions:** 10

Section A (MCQ) — 10 questions

Q.1 If '8' *Drosophila* in a laboratory population of '80' died during a week, the death rate in the population is _____ individuals per *Drosophila* per week. [NEET (UG) 2022]

(1) 0.1 (2) 10 (3) 1.0 (4) zero

Scan or tap for the full solution

Q.2 Which of the following is not an attribute of a population? [NEET (UG) 2020]

(1) Natality (2) Sex ratio
(3) Mortality (4) Species interaction

Scan or tap for the full solution

Q.3 Natality refers to [NEET 2018]

(1) death rate
(2) birth rate
(3) number of individuals leaving the habitat
(4) number of individuals entering a habitat

Scan or tap for the full solution

Q.4 In a growing population of a country, [NEET 2018]

(1) pre-reproductive individuals are more than the reproductive individuals
(2) reproductive individuals are less than the post-reproductive individuals
(3) reproductive and pre-reproductive individuals are equal in number
(4) pre-reproductive individuals are less than the reproductive individuals.

Scan or tap for the full solution

Q.5 A biologist studied the population of rats in a barn. He found that the average natality was 250, average mortality 240, immigration 20 and emigration 30. The net increase in population is : [NEET 2013]

(1) 15 (2) 05 (3) 10 (4) zero

Scan or tap for the full solution

Q.6 The age pyramid with broad base indicates : [NEET 2013 (Karnataka)]

(1) high percentage of young individuals
(2) high percentage of old individuals
(3) a stable population
(4) low percentage of young individuals

Scan or tap for the full solution

Q.7 What type of human population is represented by the following age pyramid? [AIPMT 2011 (Prelims)]

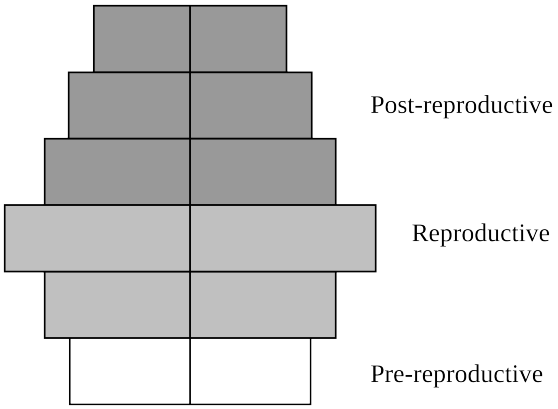

(1) Declining population
(2) Vanishing population
(3) Expanding population
(4) Stable population

Scan or tap for the full solution

Q.8 A country with a high rate of population growth took measures to reduce it. The figure below shows age-sex pyramids of populations A and B twenty years apart. Select the correct interpretation about them : [AIPMT 2009]

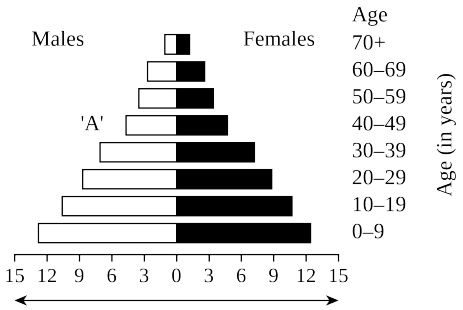

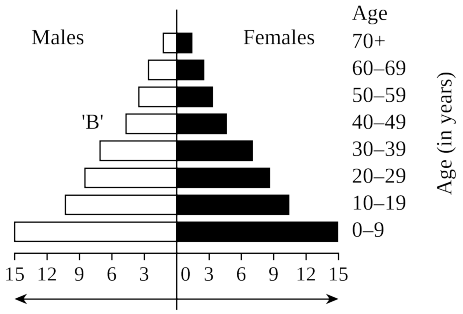

(1) "A" is more recent and shows slight reduction in the growth rate

(2) "B" is more recent showing that population is very young

(3) "A" is the earlier pyramid and no change has occurred in the growth rate

(4) "B" is the earlier pyramid and shows stabilized growth rate

Scan or tap for the full solution

Q.9 Geometric representation of age structure is a characteristic of :- [AIPMT 2007]

(1) Biotic community (2) Landscape

(3) Ecosystem (4) Population

Scan or tap for the full solution

Q.10 Certain characteristic demographic features of developing countries are - [AIPMT 2004]

(1) High fertility, low or rapidly falling mortality rate, rapid population growth and a very young age distribution

(2) High mortality, high density, uneven population growth and a very old age distribution

(3) High fertility, high density, rapidly rising mortality rate and very young age distribution

(4) High infant mortality, low fertility, uneven population growth and a very young age distribution

Scan or tap for the full solution

ANSWER KEY

Ques.	1	2	3	4	5	6	7	8	9	10	
Ans.	1	4	2	1	4	1	1	1	4	1	