PART 1 - PHYSICS

Topic : Electromagnetic induction

SECTION–1 : (Maximum Marks : 9)

- This section contains **THREE** questions.
- Each question has **FOUR** options (A), (B), (C) and (D). **ONLY ONE** of these four options is the correct answer.
- For each question, choose the option corresponding to the correct answer.
- Answer to each question will be evaluated according to the following marking scheme :

Full Marks	: +3	If ONLY the correct option is chosen;
Zero Marks	: 0	If none of the options is chosen (i.e. the question is unanswered);
Negative Marks	: −1	In all other cases.

1. Consider a circuit consisting of a capacitor of capacitance C and a coil with N turns per unit length, cross sectional area S and length d, where $d^2 \gg S$. There is another coil of length d/2, cross sectional area S/2 and 2N turns per unit length completely inside the larger coil, as shown in the figure. The ends of this smaller coil are connected with each other by an insulated conducting wire. The self-inductance of the larger coil is L. Neglecting edge effects and all the Ohmic resistances, the resonant frequency of the circuit is: [JEE Advanced 2026 Paper 1]

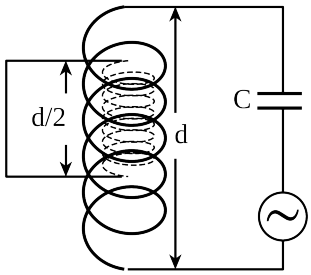

(A) $\frac{4}{\sqrt{15LC}}$ (B) $\frac{6}{\sqrt{5LC}}$ (C) $\frac{2}{\sqrt{3LC}}$ (D) $\sqrt{\frac{2}{3LC}}$

Scan or tap for the full solution

2. A conducting square loop initially lies in the XZ plane with its lower edge hinged along the X-axis. Only in the region y ≥ 0, there is a time dependent magnetic field pointing along the Z-direction, $\vec{B}(t) = B_0(\cos\omega t)\hat{k}$, where B_0 is a constant. The magnetic field is zero everywhere else. At time t = 0, the loop starts rotating with constant angular speed ω about the X axis in the clockwise direction as viewed from the +X axis (as shown in the figure). Ignoring self-inductance of the loop and gravity, which of the following plots correctly represents the induced e.m.f. (V) in the loop as a function of time:

[JEE Advanced 2025 Paper 1]

Space for Rough Work

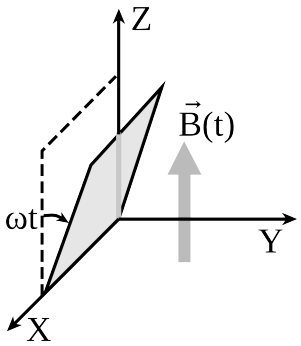

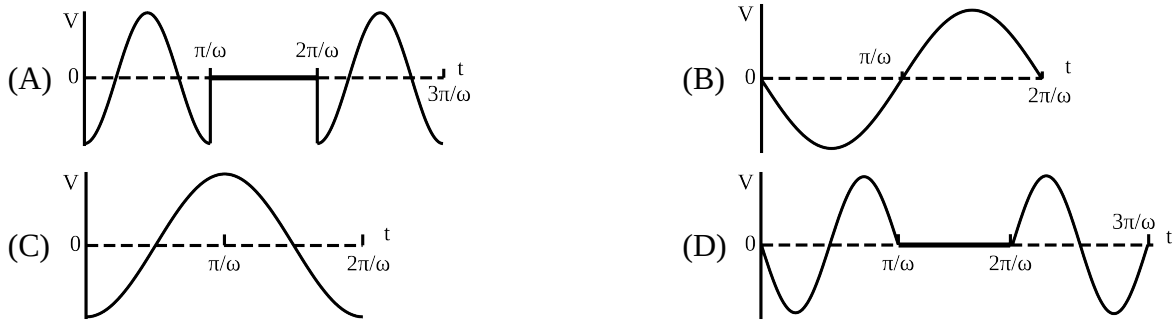

Scan or tap for the full solution

3. A region in the form of an equilateral triangle (in x-y plane) of height L has a uniform magnetic field $\vec{B}$ pointing in the +z-direction. A conducting loop PQR, in the form of an equilateral triangle of the same height L, is placed in the x-y plane with its vertex P at x = 0 in the orientation shown in the figure. At t = 0, the loop starts entering the region of the magnetic field with a uniform velocity $\vec{v}$ along the +x-direction. The plane of the loop and its orientation remain unchanged throughout its motion.

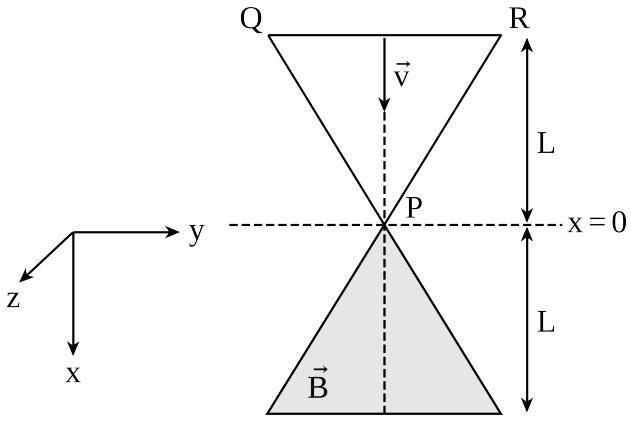

Which of the following graph best depicts the variation of the induced emf (E) in the loop as a function of the distance (x) starting from x = 0? [JEE Advanced 2024 Paper 2]

Space for Rough Work

(A)
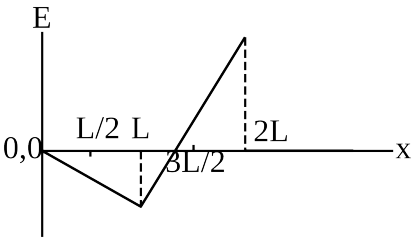

(B)
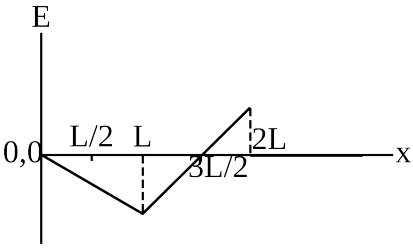

(C)
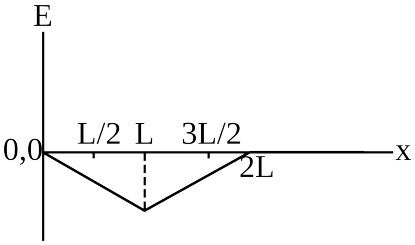

(D)
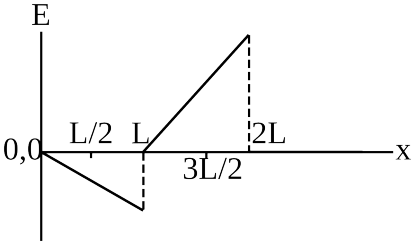

Scan or tap for the full solution

Space for Rough Work

SECTION–2 : (Maximum Marks : 4)

- This section contains **ONE** question.
- Each question has **FOUR** options (A), (B), (C) and (D). **ONE OR MORE THAN ONE** of these four option(s) is(are) correct answer(s).
- For each question, choose the option(s) corresponding to (all) the correct answer(s).
- Answer to each question will be evaluated according to the following marking scheme :

Full Marks	: +4	ONLY if (all) the correct option(s) is(are) chosen;
Partial Marks	: +3	If all the four options are correct but ONLY three options are chosen;
Partial Marks	: +2	If three or more options are correct but ONLY two options are chosen, both of which are correct;
Partial Marks	: +1	If two or more options are correct but ONLY one option is chosen and it is a correct option;
Zero Marks	: 0	If none of the options is chosen (i.e. the question is unanswered);
Negative Marks	: −2	In all other cases.

- For example, in a question, if **(A), (B) and (D)** are the ONLY three options corresponding to correct answers, then choosing ONLY (A), (B) and (D) will get +4 marks; choosing ONLY (A) and (B) will get +2 marks; choosing ONLY (A) and (D) will get +2 marks; choosing ONLY (B) and (D) will get +2 marks; choosing ONLY (A) will get +1 mark; choosing ONLY (B) will get +1 mark; choosing ONLY (D) will get +1 mark; choosing no option (i.e. the question is unanswered) will get 0 marks; and choosing any other combination of options will get −2 marks.

4. A conducting square loop of side L, mass M and resistance R is moving in the XY plane with its edges parallel to the X and Y axes. The region $y \geq 0$ has a uniform magnetic field, $\vec{B} = B_0\hat{k}$. The magnetic field is zero everywhere else. At time t = 0, the loop starts to enter the magnetic field with an initial velocity $v_0\hat{j}$ m/s, as shown in the figure. Considering the quantity $K = \frac{B_0^2L^2}{RM}$ in appropriate units, ignoring self-inductance of the loop and gravity, which of the following statements is/are correct:

[JEE Advanced 2025 Paper 1]

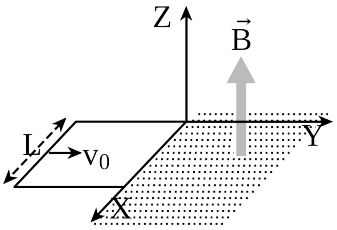

(A) If v_0 = 1.5KL, the loop will stop before it enters completely inside the region of magnetic field.

(B) When the complete loop is inside the region of magnetic field, the net force acting on the loop is zero.

(C) If $v_0 = \frac{KL}{10}$, the loop comes to rest at $t = \left(\frac{1}{K}\right)\ln\left(\frac{5}{2}\right)$.

(D) If v_0 = 3KL, the complete loop enters inside the region of magnetic field at time $t = \left(\frac{1}{K}\right)\ln\left(\frac{3}{2}\right)$.

Scan or tap for the full solution

Space for Rough Work

SECTION–3 : (Maximum Marks : 4)

- This section contains **ONE** question.
- Each question has **TWO** lists: **List-I** and **List-II**.
- Four options are given representing matching of elements from List-I and List-II. **ONLY ONE** of these four options corresponds to a correct matching.
- For each question, choose the option corresponding to the correct answer.
- Answer to each question will be evaluated according to the following marking scheme :

Full Marks	: +4	If ONLY the correct option is chosen;
Zero Marks	: 0	If none of the options is chosen (i.e. the question is unanswered);
Negative Marks	: −1	In all other cases.

5. **List-I** contains four conducting loops lying in the XY plane, as shown in the figures. The loops are rotating about Z axis passing through the point O with time period T in clockwise direction. The region $x > 0$ contains a uniform magnetic field B in the +z direction. **List-II** contains the qualitative variation of the induced current i(t) for each of these loops. Choose the option which describes the correct match between the entries in **List-I** to those in **List-II**. [JEE Advanced 2026 Paper 1]

List-I		List-II	
P.	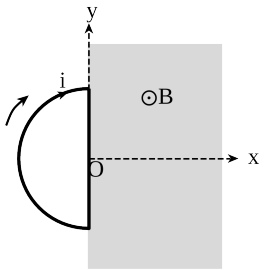	1.	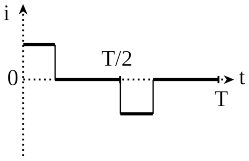
Q.	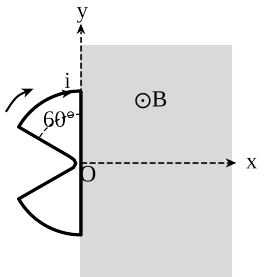	2.	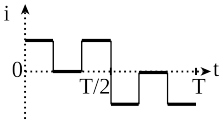
R.	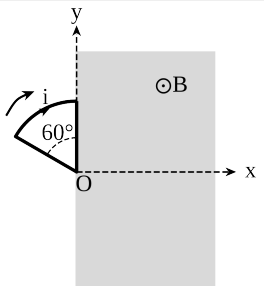	3.	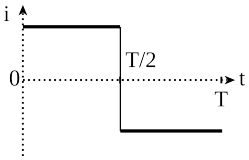

Space for Rough Work

List-I		List-II	
S.	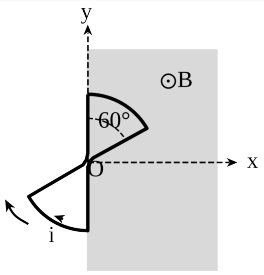	4.	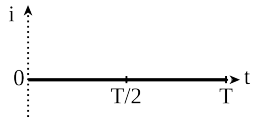
		5.	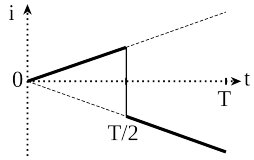

(A) P → 5, Q → 4, R → 1, S → 3

(B) P → 3, Q → 2, R → 5, S → 4

(C) P → 3, Q → 2, R → 1, S → 4

(D) P → 5, Q → 1, R → 2, S → 3

Scan or tap for the full solution

Space for Rough Work

JEE ADVANCED ELECTROMAGNETIC INDUCTION — PYQS

Test Pattern : **JEE (Advanced)**

ANSWER KEY

SECTION–1

Ques.	1	2	3
Ans.	C	A	A

SECTION–2

Ques.	4
Ans.	B, D

SECTION–3

Ques.	5
Ans.	C